

# 2004 Fact Book



## TABLE OF CONTENTS

---

<b>A Brief History of Meharry Medical College</b>	<b>3</b>
<b>The Board of Trustees</b>	<b>4</b>
<b>Senior Administrative Staff</b>	<b>5</b>
<b>Meharry Mission Statement</b>	<b>6</b>
<b>Meharry Vision</b>	<b>7</b>
<b>Meharry Values</b>	<b>8</b>
<b>Degrees Offered</b>	<b>9</b>
<b>Meharry Presidents</b>	<b>10</b>
<b>Admissions</b>	<b>11</b>
<b>Enrollment</b>	<b>12</b>
<b>Degrees Granted</b>	<b>17</b>
<b>Postgraduate Training</b>	<b>20</b>
<b>Entering Student Tuition and Fees</b>	<b>22</b>
<b>Employees</b>	<b>23</b>
<b>Faculty</b>	<b>26</b>
<b>Alumni Physicians</b>	<b>29</b>
<b>Alumni Dentists</b>	<b>32</b>
<b>Ph.D. Alumni</b>	<b>35</b>

## **A Brief History of Meharry Medical College**

Meharry Medical College was founded in 1876, as the Medical Department of Central Tennessee College, to educate freed slaves as health care professionals. Fifty years prior to its formal founding, a family of former slaves befriended sixteen-year-old Ohio farmer Samuel Meharry while traveling through rural Kentucky. Meharry was touched by the kindness and generosity of the desperately poor Black family and vowed to repay his debt of gratitude. In 1876, Meharry and his brothers made a \$30,000 gift toward the establishment of the medical department of Central Tennessee College. The Freedman's Aid Society of the Methodist Episcopal Church and the John F. Slater Fund also were contributors.

In 1915, Meharry separated from Walden University (the successor institution to Central Tennessee College), having received a new charter from the State of Tennessee. It did, however, retain its affiliation with the Methodist Church. In January 1916, bylaws were adopted providing for the governance of the College by an 18-member board of trustees. On that same date, the board appointed Dr. George W. Hubbard as the institution's first president.

In the years following, as Meharry continued to grow, it became necessary for the College to move from its four-story building in south Nashville to its present location on Dr. D. B. Todd Boulevard in north Nashville in 1931. The cost of the facility was \$2 million and was made possible by major gifts from the Edward Harkness Foundation, the Rockefeller Foundation, the Julius Rosenwald Fund and George Eastman of the Kodak Foundation.

From these humble beginnings, the College has become the largest private, historically Black institution in the United States exclusively dedicated to the education of health care professionals and biomedical scientists. Today it includes the Schools of Medicine, Dentistry, Graduate Studies and Research, and Allied Health. It has remained a private institution and their respective accrediting bodies accredit all of the College's schools and academic programs. The College has also continued its relationship with the United Methodist Church, receiving approval by the Church's University Senate and funding from its Black College Fund.

The dental department within the Meharry Medical Department of Central Tennessee College was conceived in 1884. Two years later, the dental course was organized within the department as part of the medical curriculum. This expanded its mission as the first institution in the Deep South to train African American dentists and it was also one of a few in that era to promote the recruitment of women into the profession.

## The Board of Trustees

**Dr. Frank S. Royal, Sr.**, Chairman

**Dr. T.B. Boyd III**, Vice Chairman

**Dr. John E. Maupin, Jr.**, President

Dr. Brandon Barton, Jr.

Dr. Mendee Bull-Ligon

Pastor Kirbyjon Caldwell

Dr. Calvin Calhoun, Sr.

Ms. Emelda M. Cathcart

Mrs. M. Inez Crutchfield

Mr. Richard R. Davis

Dr. Jerome King Del Pino

Dr. Spencer Disher

Mr. Eddie D. Evans

Dr. Randall Falk

Mr. John C. Graves

Dr. Bennie J. Goggans

Mr. Aubrey Harwell, Jr.

Dr. Tipkins Hood

Dr. Cornelius L. Hopper

Dr. Harold O. Jackson

Dr. Martin D. Jeffries

Mr. Milton H. Jones, Jr.

Dr. Shedrick D. Jones

Mr. Kevin P. Lavender

Dr. Abraham McIntosh

Dr. Claude H. Organ, Jr.

Dr. Beny J. Primm

The Hon. Mary Pruitt

Dr. Edward W. Reed

Mr. Edgar G. Rios

Mr. Ray M. Robinson

Dr. Eugene J. Rogers

Mrs. Marian Sample

Dr. Clay E. Simpson, Jr.

Dr. Neal A. Vanselow

Mr. Henry Earl West

Mr. James E. Williams

Mr. Lorenzo Williams

Dr. Claud R. Young

# Senior Administrative Staff

**John E. Maupin, Jr., D.D.S.**

President

**PonJola Coney, M.D.**

Senior Vice President for Health Affairs  
and Dean of the School of Medicine

**William B. Butler, D.D.S.**

Dean of the School of Dentistry

**Maria de Fatima Lima, Ph.D.**

Vice President of Research  
and Dean of the School of Graduate Studies and Research

**Lamel Bandy-Neal**

Interim Vice President for Finance  
and Treasurer

**Kathleen McEnerney, D.A.**

Dean of the School of the College of Health Sciences for Tennessee State  
University

**Robert Poole**

Vice President for Advancement and College Relations

**Leilani Boulware, Esq.**

General Counsel, Vice President for Administration  
and Secretary to the Board of Trustees

**James Powlus**

Vice President for Information Technology

# Meharry Mission Statement

**M**eharry Medical College exists to improve the health and health care of minority and underserved communities by offering excellent education and training programs in the health sciences; placing special emphasis on providing opportunities to people of color and individuals from disadvantaged backgrounds, regardless of race or ethnicity; delivering high quality health services; and conducting research that fosters the elimination of health disparities.

# Meharry Vision

**T**o achieve national recognition as a community focused, quality driven academic health center noted for its:

- Uniquely nurturing, highly effective educational programs
- Preeminence in health disparities research
- Culturally sensitive, evidence-based health services
- Significant contribution to the diversity of the nation's health professions workforce

# Meharry Values

**W**e, the Board of Trustees, Faculty, and Staff of Meharry Medical College, are committed to and governed by the following core values:

1. **Service**: Maintaining a nurturing and service oriented environment that exceeds expectations and treats all people with compassion, dignity, and respect.
2. **Excellence**: Consistently achieving outstanding levels of performance, while upholding the highest standards of ethical behavior, intellectual honesty, and professional conduct.
3. **Diversity**: Fostering ethnic, intellectual, social, and cultural diversity.
4. **Accountability**: Accepting individual and collective responsibility to safeguard and effectively manage the resources of the College.
5. **Innovation**: Promoting creativity and the development of ideas that stimulate improvements in our intellectual and operational endeavors.
6. **Teamwork**: Encouraging, supporting, and valuing the collaborative efforts of faculty, staff, and students to enhance the quality of education, research, and service.



# Degrees Offered

Schools	Degrees	Disciplines
School of Medicine	Doctor of Medicine	<ul style="list-style-type: none"> <li>• Medicine</li> </ul>
School of Dentistry	Doctor of Dental Surgery	<ul style="list-style-type: none"> <li>• Dentistry</li> </ul>
School of Graduate Studies and Research	Doctor of Philosophy	<ul style="list-style-type: none"> <li>• Biochemistry</li> <li>• Biomedical Sciences</li> <li>• Microbiology</li> <li>• Pharmacology</li> <li>• Physiology</li> </ul>
	Master of Science	<ul style="list-style-type: none"> <li>• Public Health</li> <li>• Microbiology</li> <li>• Clinical Investigation</li> <li>• Biochemistry</li> </ul>
School of Allied Health Professions <i>(Jointly administered by Meharry Medical College and Tennessee State University)</i>	Certificate from Meharry Medical College; Associate of Applied Science or Bachelor of Science from Tennessee State University	<ul style="list-style-type: none"> <li>• Dental Hygiene</li> <li>• Health Care Administration and Planning</li> <li>• Medical Technology</li> </ul>

Meharry Medical College also offers postgraduate training in medicine (family medicine, internal medicine, preventive medicine, psychiatry, and occupational medicine), dentistry (general dentistry and oral-maxillofacial surgery) and postgraduate fellowships.

**Sources: Meharry Medical College Website as of November 2004  
Tennessee State University Website as of November 2004**

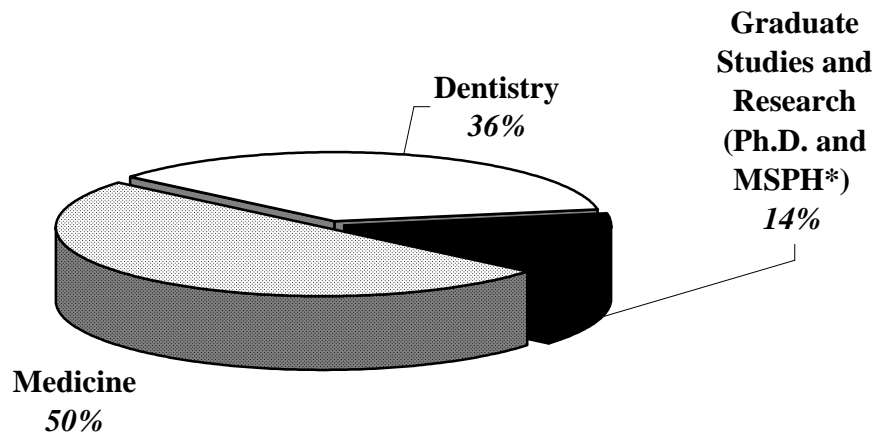
# Meharry Presidents

Name of President	Year Appointed
Dr. John E. Maupin, Jr. <i>(First Meharry graduate to become president)</i>	1993
Dr. David Satcher	1982
Dr. Richard Lester (Interim)	1981
Dr. Lloyd Elam	1968
Dr. Harold D. West <i>(First African-American to become president)</i>	1952
Dr. M.D. Clawson	1945
Dr. Edward L. Turner	1938
Dr. John J. Mallowney	1921
Dr. George W. Hubbard	1876

Source: Tennessee State University Digital Library  
*(<http://www.tnstate.edu/library/digital/meharry.htm>)*

# Admissions, Fall 2004

## Admitted First-Year Students by School

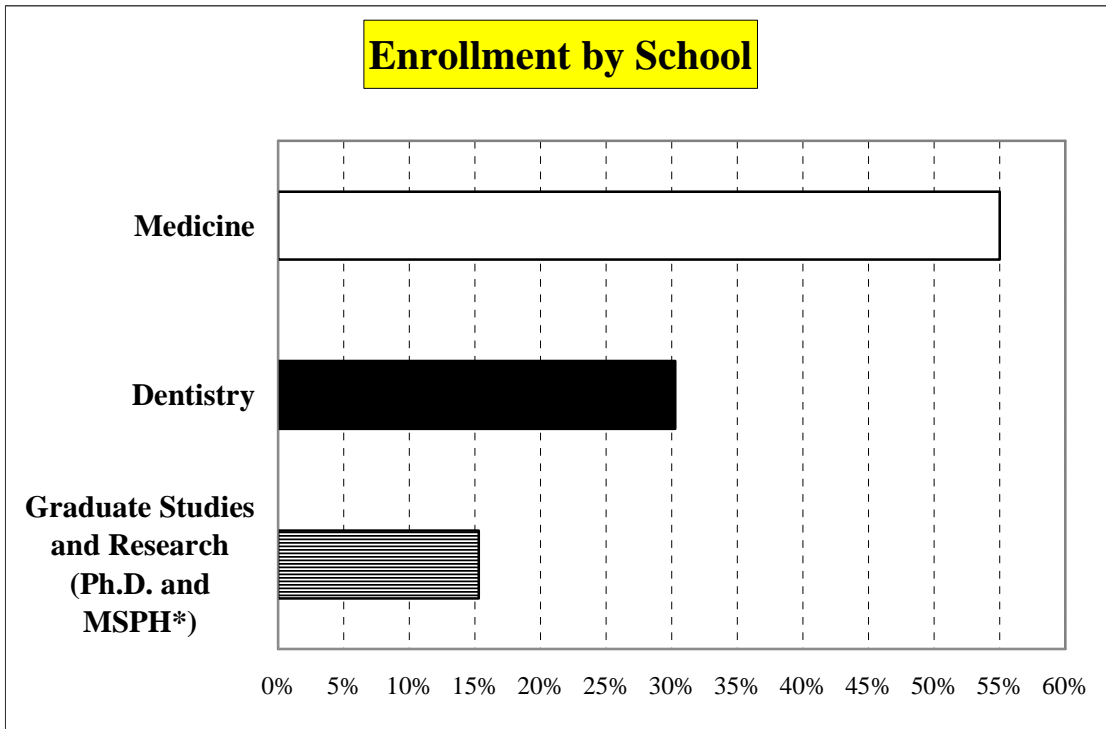


Admitted First-year Students	Number	%
Medicine	80	50%
Dentistry	58	36%
Graduate Studies and Research (Ph.D.)	9	6%
Graduate Studies and Research (MSPH*)	13	8%
<b>Total</b>	<b>160</b>	<b>100%</b>

\* *Master of Science in Public Health*

Source: Student Information System as of October 2004

# Enrollment, Fall 2004

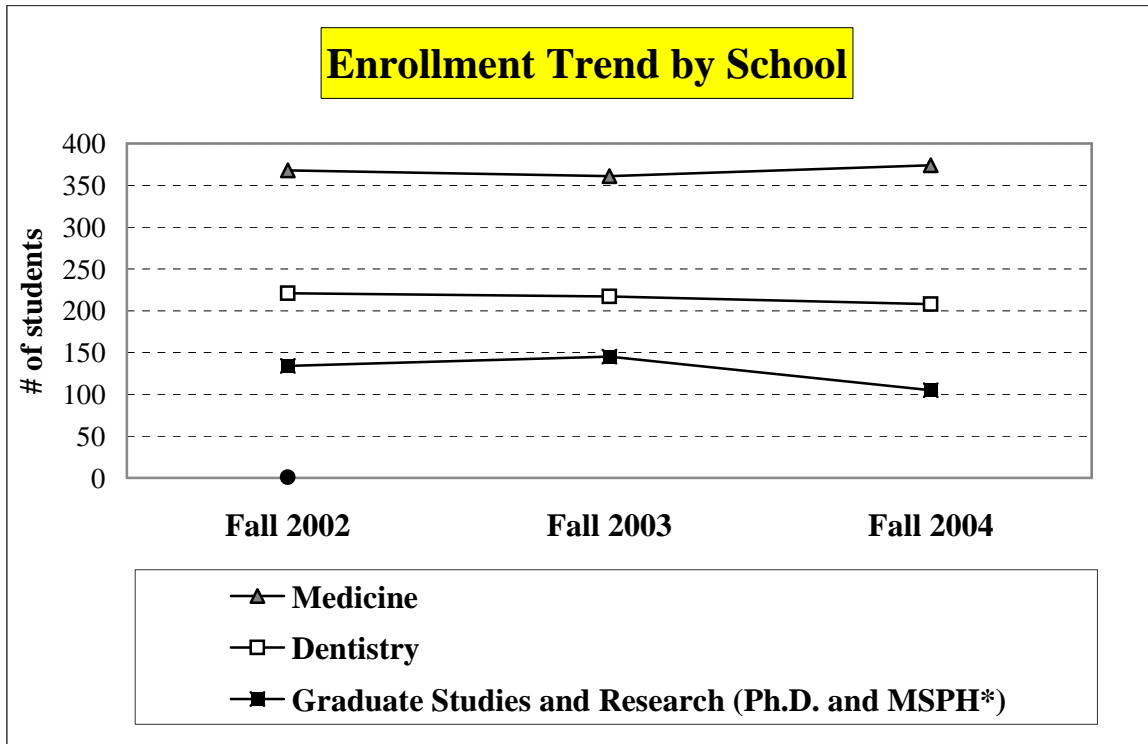


Enrollment by School	Number	%
Medicine	374	55
Dentistry	208	30
Graduate Studies and Research (Ph.D.)	71	10
Graduate Studies and Research (MSPH*)	34	5
<b>Total</b>	<b>687</b>	<b>100</b>

\* *Master of Science in Public Health*

Source: Student Information System as of October 2004

# Enrollment, Fall 2004

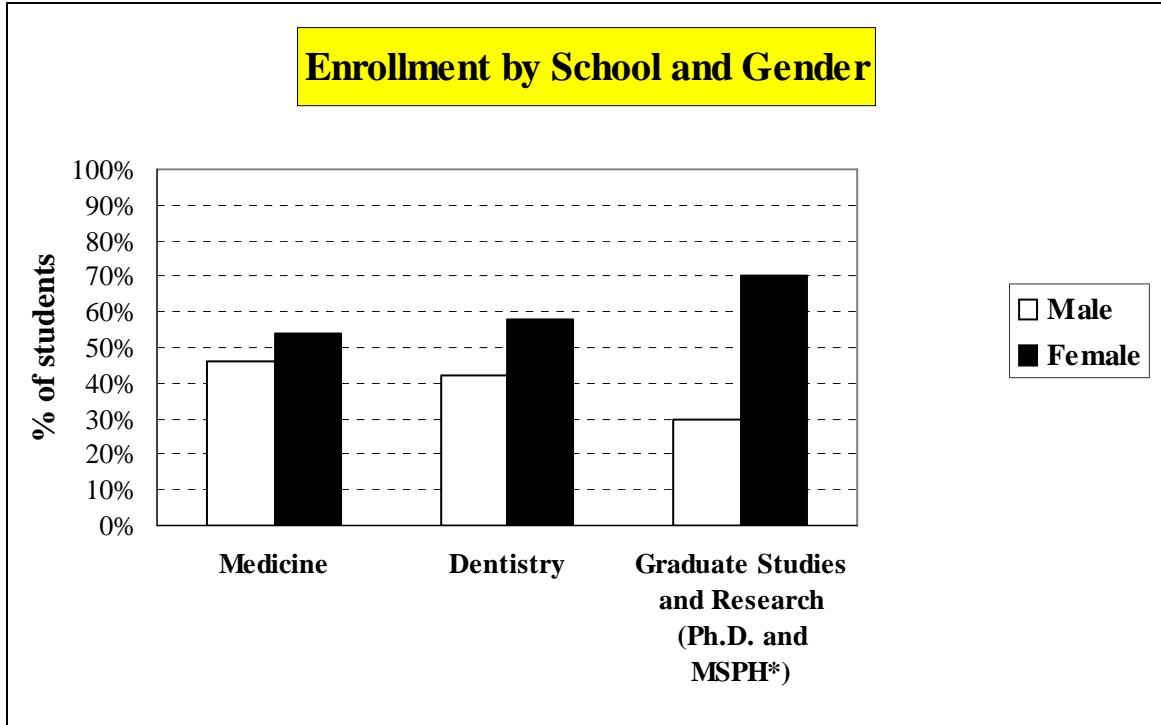


Enrollment Trend	Fall 2002	Fall 2003	Fall 2004
<b>Medicine</b>	368	361	374
<b>Dentistry</b>	221	217	208
<b>Graduate Studies and Research (Ph.D.)</b>	75	99	71
<b>Graduate Studies and Research (MSPH*)</b>	59	46	34
<b>Total</b>	723	723	687

\* *Master of Science in Public Health*

Source: Student Information System as of October 2004

# Enrollment, Fall 2004



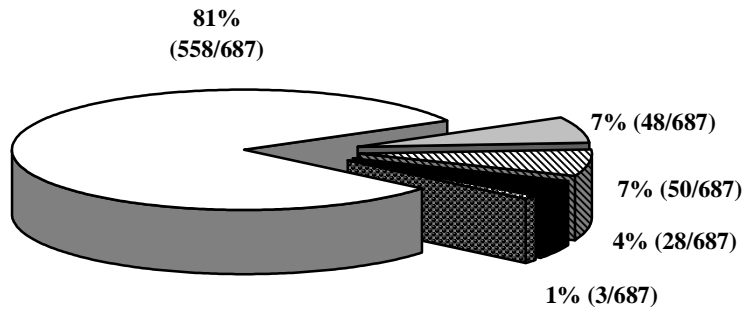
Enrollment by School and Gender	Female	Male
<b>Medicine</b>	202 (54%)	172 (46%)
<b>Dentistry</b>	121 (58%)	87 (42%)
<b>Graduate Studies and Research (Ph.D.)</b>	49 (69%)	22 (31%)
<b>Graduate Studies and Research (MSPH*)</b>	25 (74%)	9 (26%)
<b>Total</b>	397 (58%)	290 (42%)

\* *Master of Science in Public Health*

Source: Student Information System as of October 2004

# Enrollment, Fall 2004

## Meharry Student Enrollment by Ethnic Origin



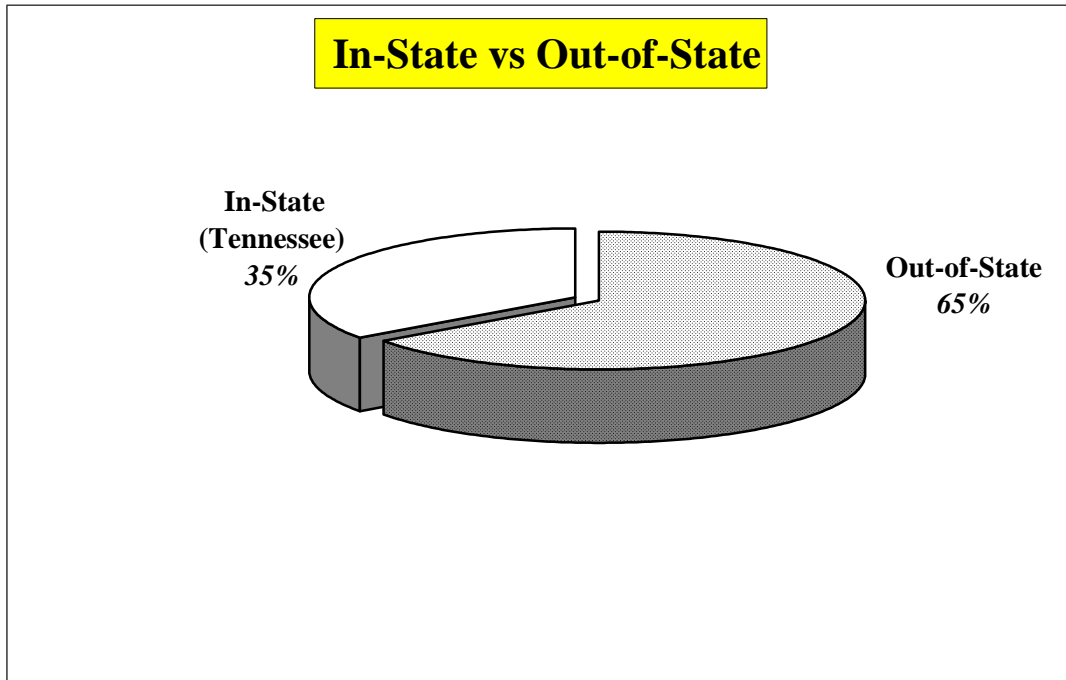
□ Black, Non-Hispanic	■ White, Non-Hispanic
▨ Asian, Pacific Islander	■ Hispanic
▩ Native American/Alaskan Native	

Enrollment by Ethnic Origin	Medicine	Dentistry	Graduate Studies and Research		Total
			(PH.D.)	(MSPH*)	
<b>Black, Non-Hispanic</b>	299 (80%)	163 (78%)	67 (94%)	29 (85%)	558 (81%)
<b>White, Non-Hispanic</b>	24 (6%)	19 (9%)	3 (4%)	2 (6%)	48 (7%)
<b>Asian/Pacific Islander</b>	26 (7%)	20 (10%)	1 (2%)	3 (9%)	50 (7%)
<b>Hispanic</b>	22 (6%)	6 (3%)	0 (0%)	0 (0%)	28 (4%)
<b>American Indian/ Alaskan Native</b>	3 (1%)	0 (0%)	0 (0%)	0 (0%)	3 (1%)
<b>Total</b>	374 (100%)	208 (100%)	71 (100%)	34 (100%)	687 (100%)

\* *Master of Science in Public Health*

Source: Student Information System as of October 2004

# Enrollment, Fall 2004

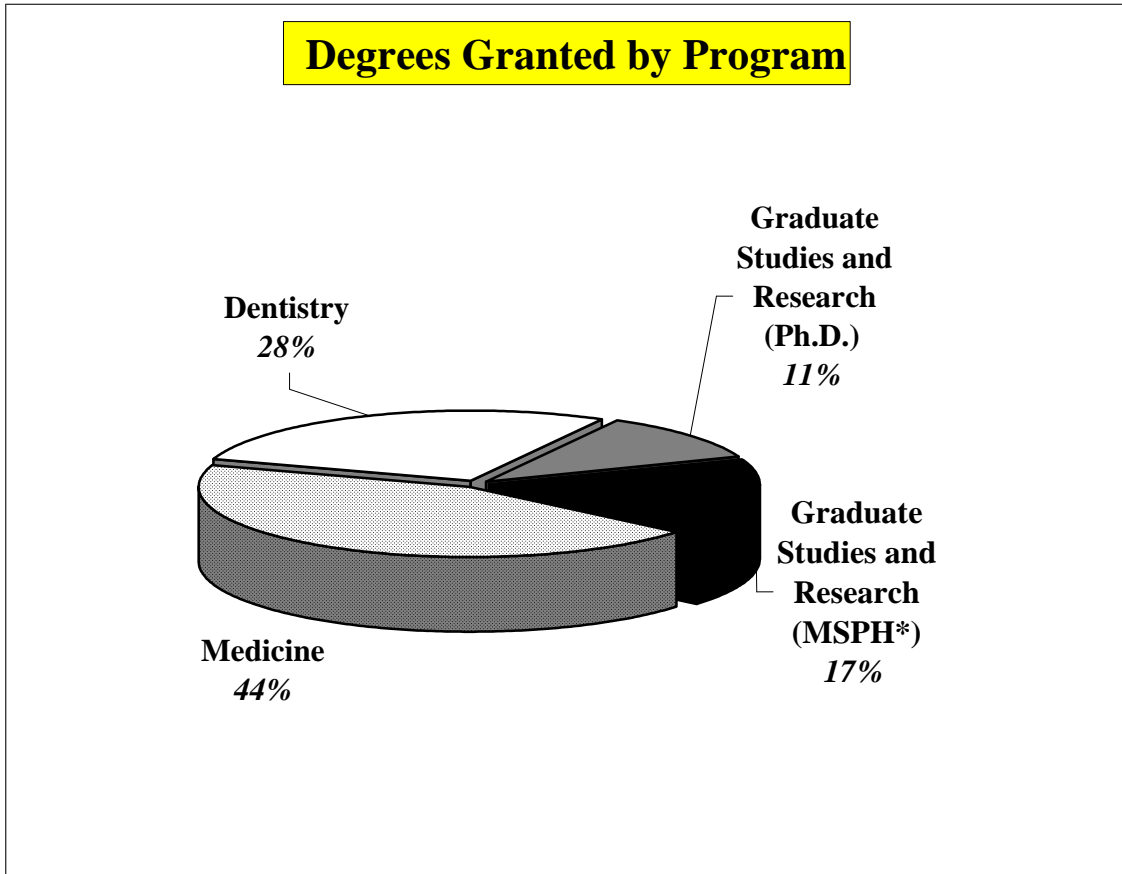


In-State and Out-of-State Enrollment	Number	%
<b>In-State (Tennessee)</b>	241	35
<b>Out-of-State</b>	446	65
<b>Total</b>	687	100

Source: Student Information System as of October 2004



# Degrees Granted, Academic Year 2003/2004

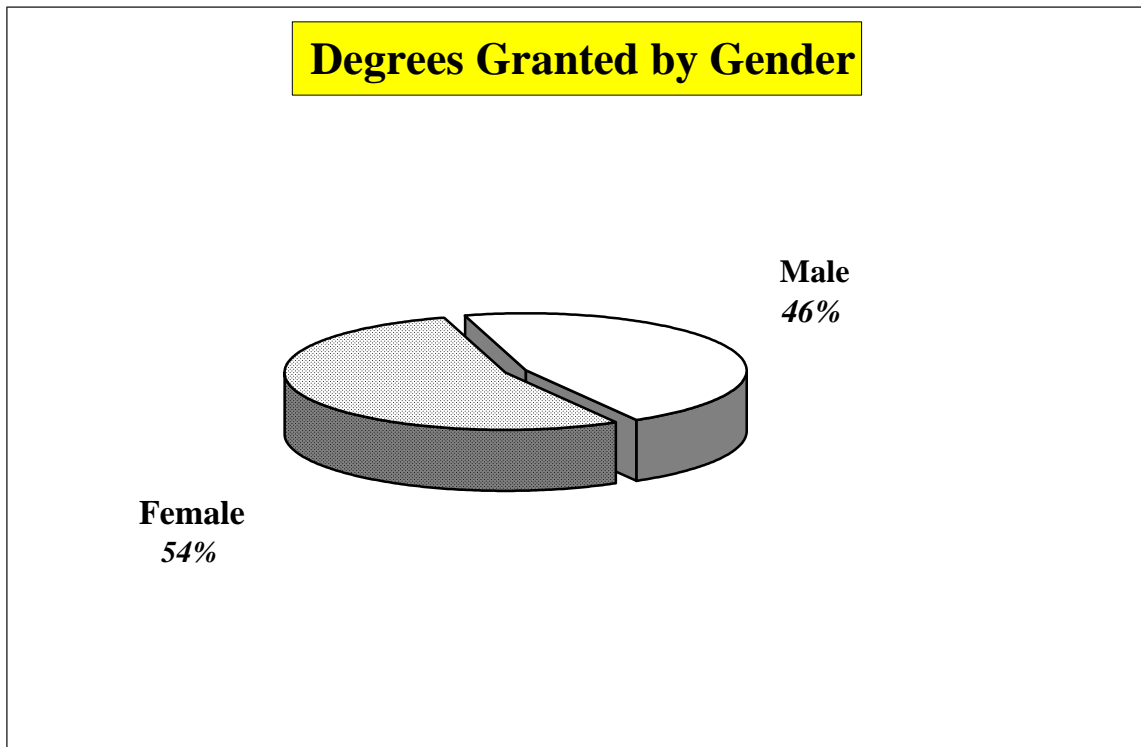


Degrees Granted by Program	Number	%
Medicine	69	44
Dentistry	44	28
Graduate Studies and Research (Ph.D.)	16	11
Graduate Studies and Research (MSPH*)	27	17
<b>Total</b>	<b>156</b>	<b>100</b>

\* *Master of Science in Public Health*

Source: Student Information System as of October 2004


## Degrees Granted, Academic Year 2003/2004



Degrees Granted by Gender	Number	%
Female	85	54
Male	71	46
<b>Total</b>	156	100

Source: Student Information System as of October 2004

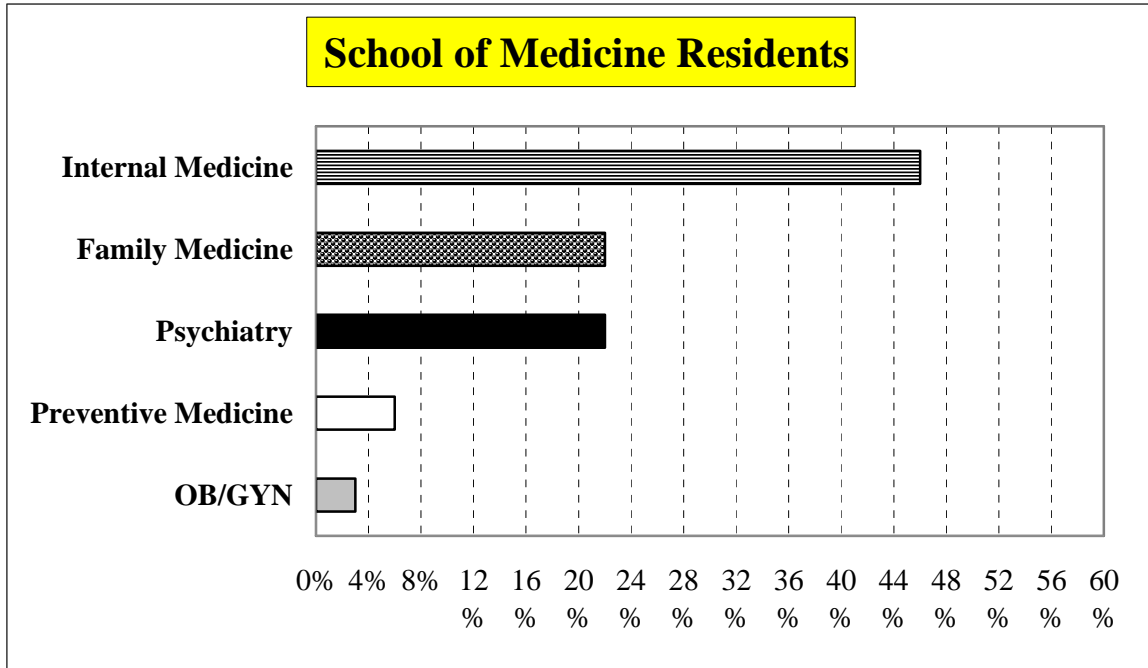
# Degrees Granted, Academic Year 2003/2004



Degrees Granted by Ethnic Origin	Number	%
<b>Black, Non-Hispanic</b>	123	78
<b>White, Non-Hispanic</b>	4	3
<b>Asian/Pacific Islander</b>	21	13
<b>Hispanic</b>	4	3
<b>American Indian/Alaskan Native</b>	4	3
<b>Total</b>	156	100

Source: Student Information System as of October 2004

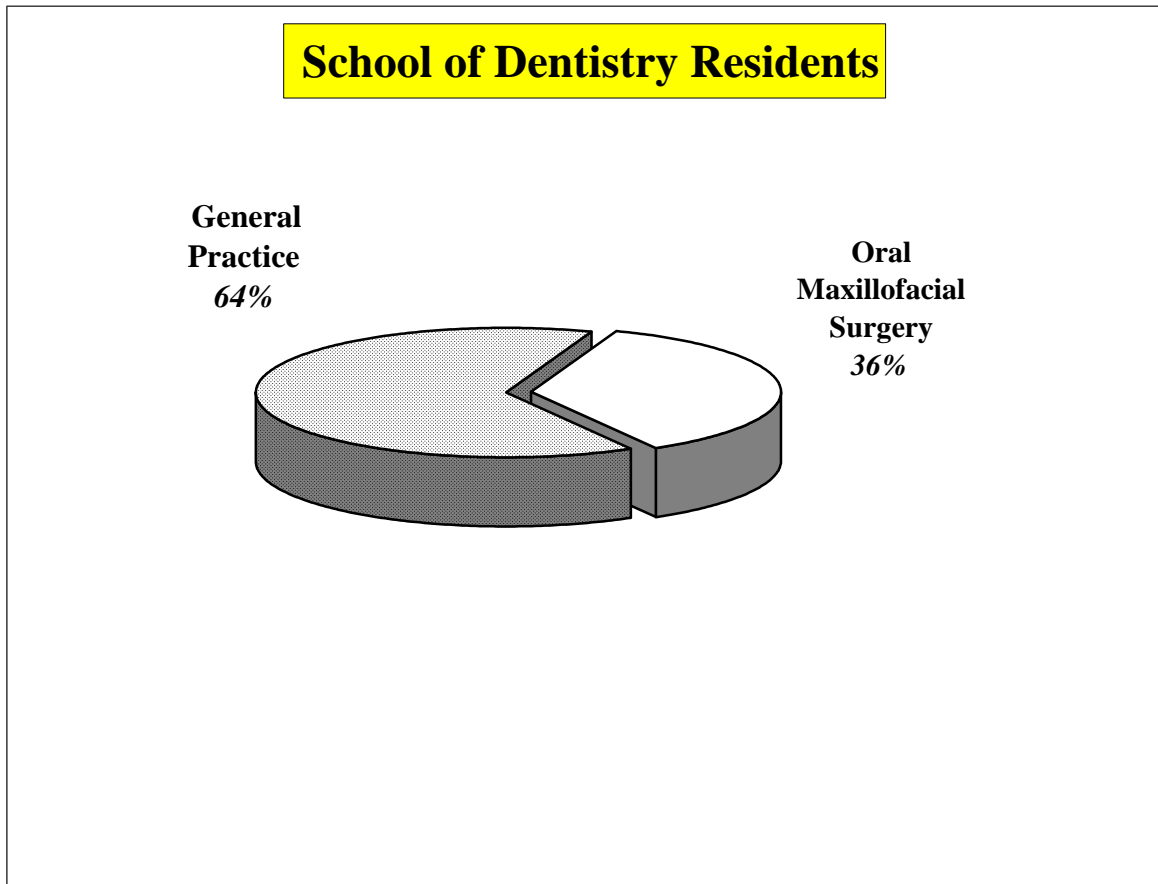
# Postgraduate Training, 2004



School of Medicine Residents	Number	%
Internal Medicine	38	46
Family Medicine	18	22
Psychiatry	18	22
Preventive Medicine	6	7
OB/GYN	3	3
<b>Total</b>	<b>83</b>	<b>100</b>

Source: School of Medicine as of November 2004

# Postgraduate Training, 2004



School of Dentistry Residents	Number	%
General Practice	7	64
Oral Maxillofacial Surgery	4	36
<b>Total</b>	<b>11</b>	<b>100</b>

Source: School of Dentistry as of November 2004

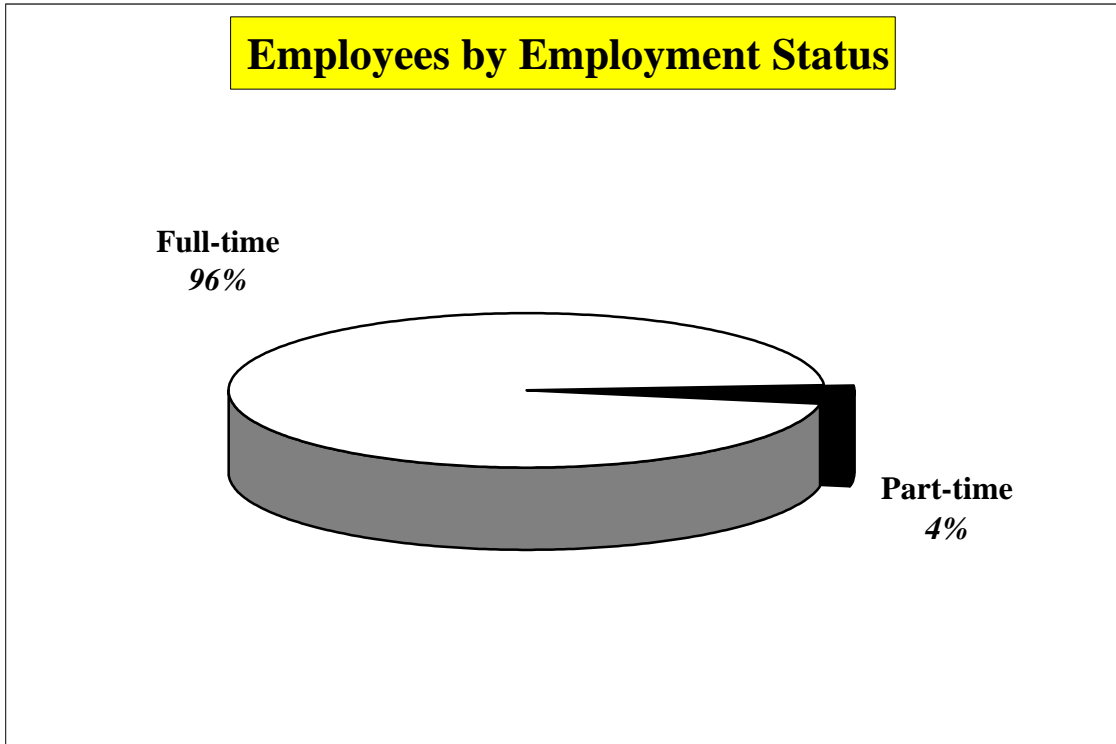
# Entering Student Tuition and Fees, Academic Year 2004/05

Program	Academic Year 04/05	
<b>Medicine</b>	<b>Tuition</b>	\$27,142
	<b>Fees</b>	3,244
	<b>Total</b>	<b>\$30,386</b>
<b>Dentistry</b>	<b>Tuition</b>	\$25,765
	<b>Fees</b>	5,362
	<b>Dental Kit</b>	1,377
	<b>Total</b>	<b>\$32,504</b>
<b>Graduate Studies and Research (Ph.D.)</b>	<b>Tuition</b>	\$10,860
	<b>Fees</b>	3,189
	<b>Total</b>	<b>\$14,049</b>
<b>Graduate Studies and Research (MSPH*)</b>	<b>Tuition</b>	\$10,860
	<b>Fees</b>	2,602
	<b>Total</b>	<b>\$13,462</b>

*\* Master of Science in Public Health*

Source: Office of Student Financial Aid

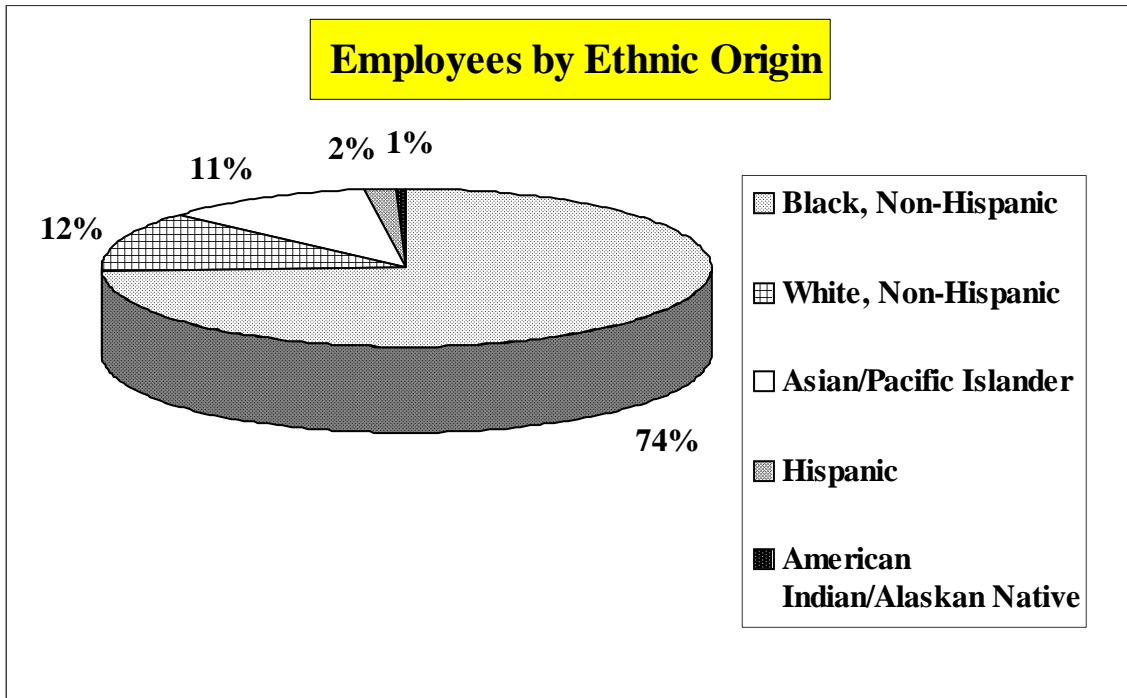
# Employees, 2004



Employees by Employment Status	Number	%
Full-time	919	96
Part-time	36	4
<b>Total</b>	955	100

Source: Human Resources System as of November 1, 2004

# Employees, 2004

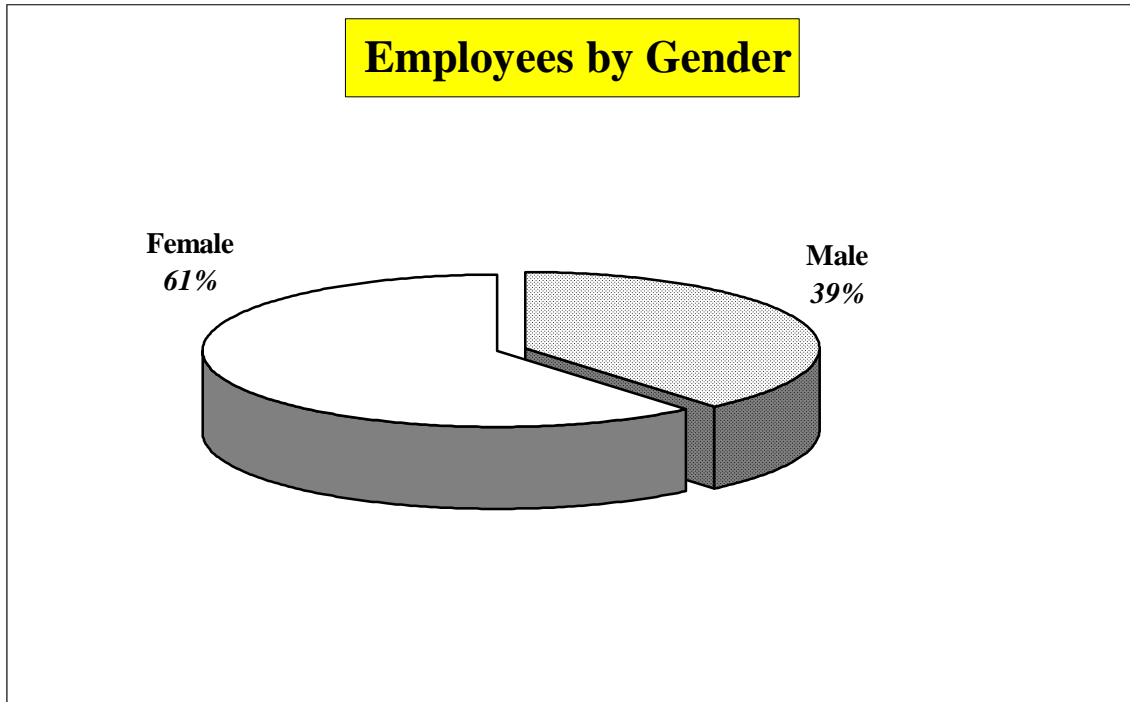


Employees by Ethnic Origin	Number	%
<b>Black, Non-Hispanic</b>	709	74
<b>White, Non-Hispanic</b>	119	12
<b>Asian/Pacific Islander</b>	103	11
<b>Hispanic</b>	17	2
<b>American Indian/Alaskan Native</b>	7	1
<b>Total</b>	955	100

Source: Human Resources System as of November 1, 2004



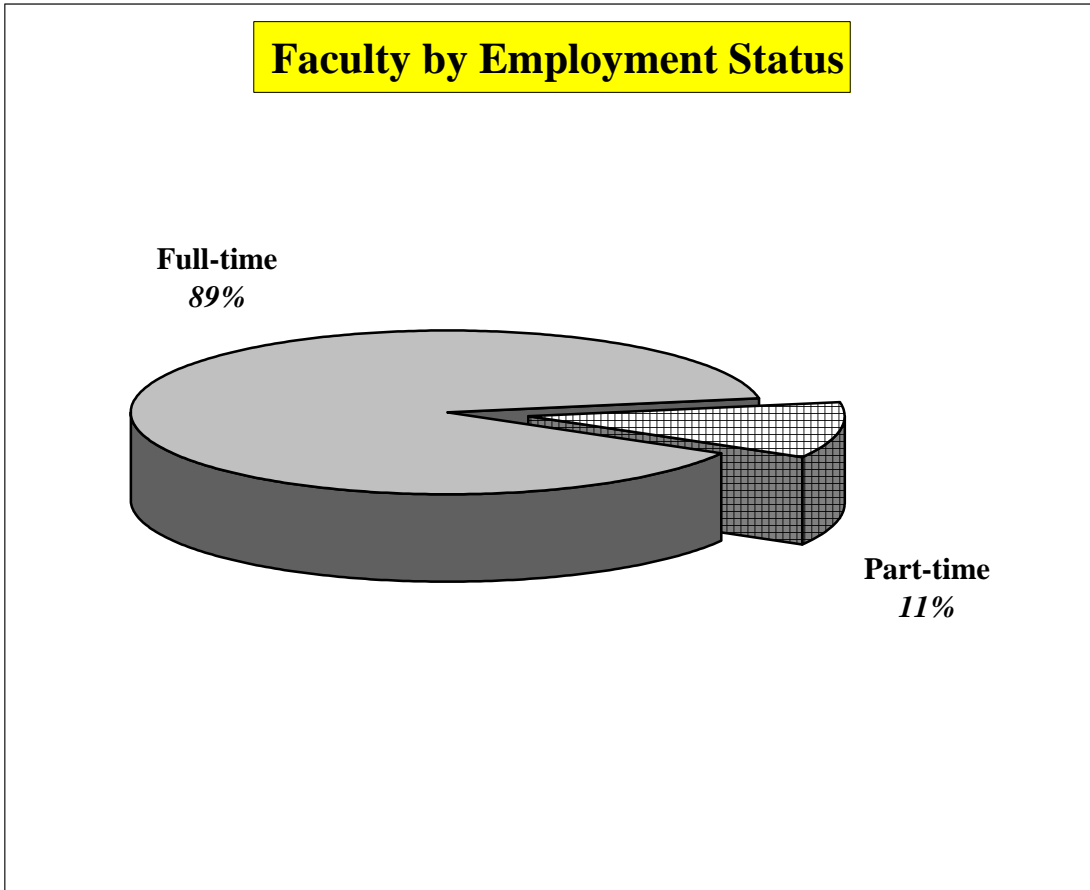
# Employees, 2004



Employees by Gender	Number	%
Female	581	61
Male	374	39
<b>Total</b>	<b>955</b>	<b>100</b>

Source: Human Resources System as of November 1, 2004

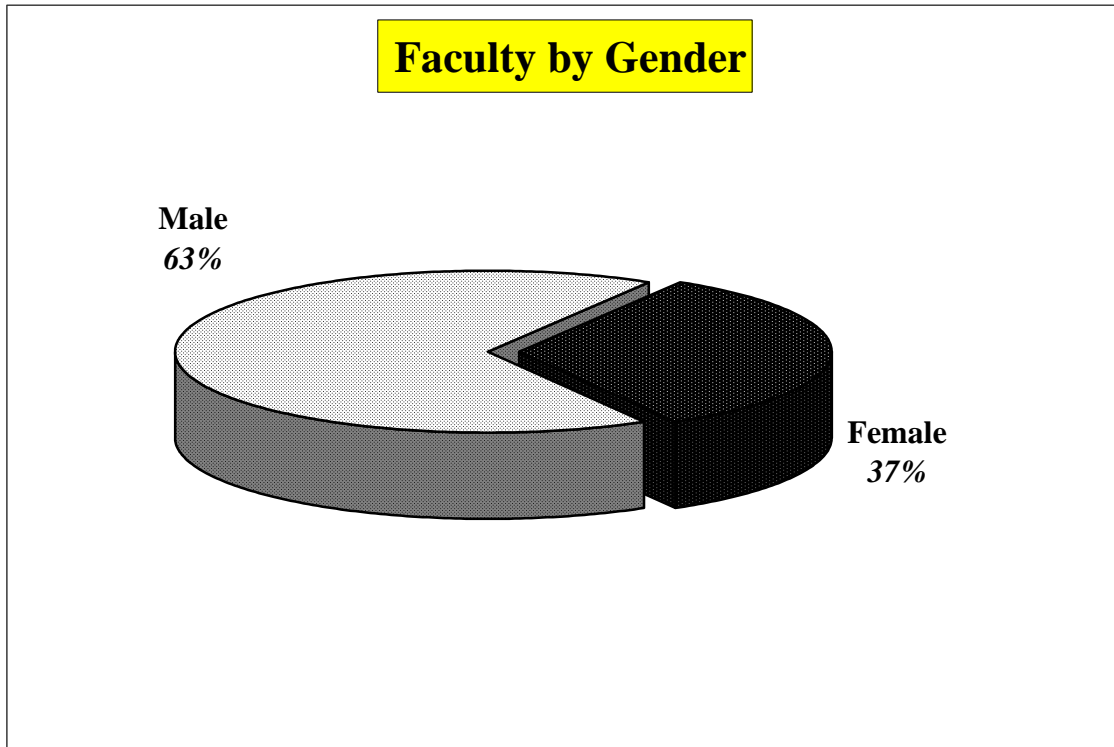
# Faculty, 2004



Faculty by Employment Status	Number	%
Full-time	186	89
Part-time	24	11
<b>Total</b>	210	100

Source: Human Resources System (Instructional faculty are counted on the basis of an 11/12 month-salary contract; data are counted as of November 1, 2004)

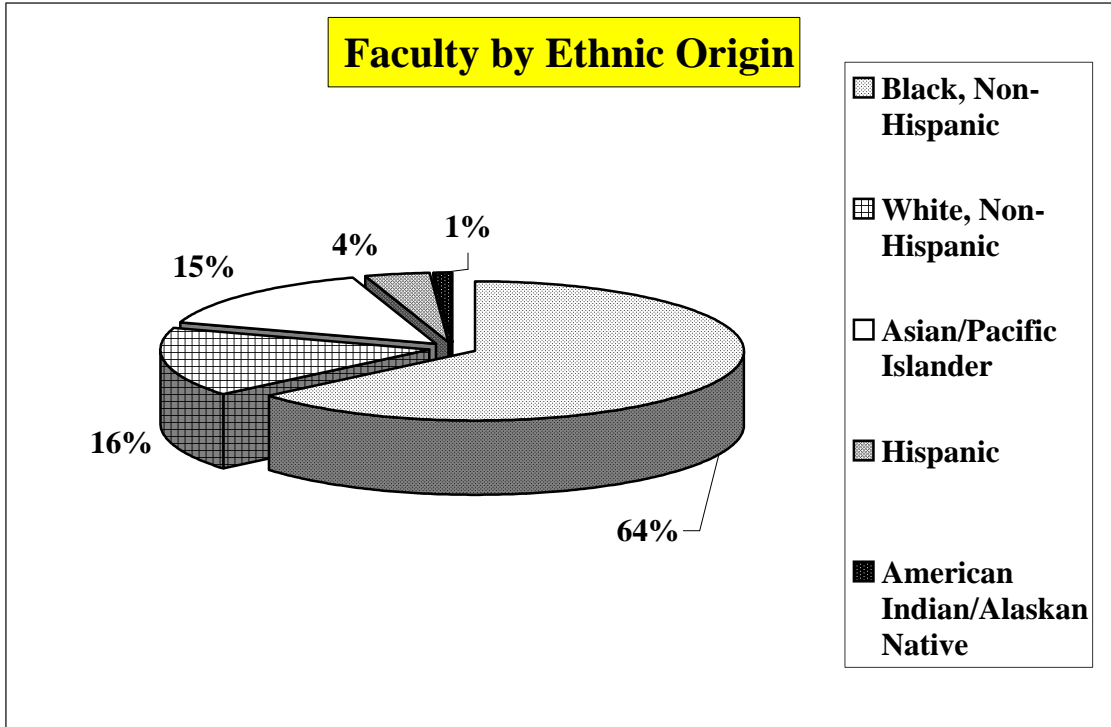
# Faculty, 2004



Faculty by Gender	Number	%
Female	78	37
Male	132	63
<b>Total</b>	210	100

**Source: Human Resources System (Instructional faculty are counted on the basis of an 11/12 month-salary contract; data are counted as of November 1, 2004)**

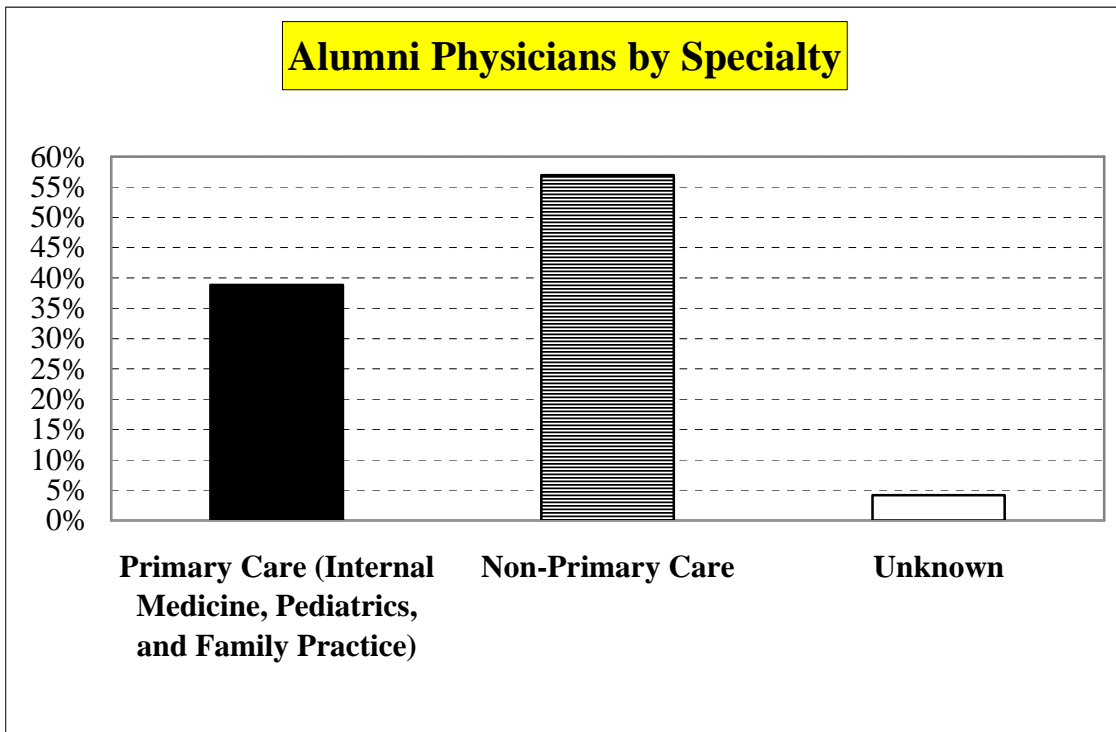
# Faculty, 2004



Faculty by Ethnic Origin	Number	%
<b>Black, Non-Hispanic</b>	134	64
<b>White, Non-Hispanic</b>	35	16
<b>Asian/Pacific Islander</b>	31	15
<b>Hispanic</b>	8	4
<b>American Indian/Alaskan Native</b>	2	1
<b>Total</b>	210	100

Source: Human Resources System (Instructional faculty are counted on the basis of an 11/12 month-salary contract; data are counted as of November 1, 2004)

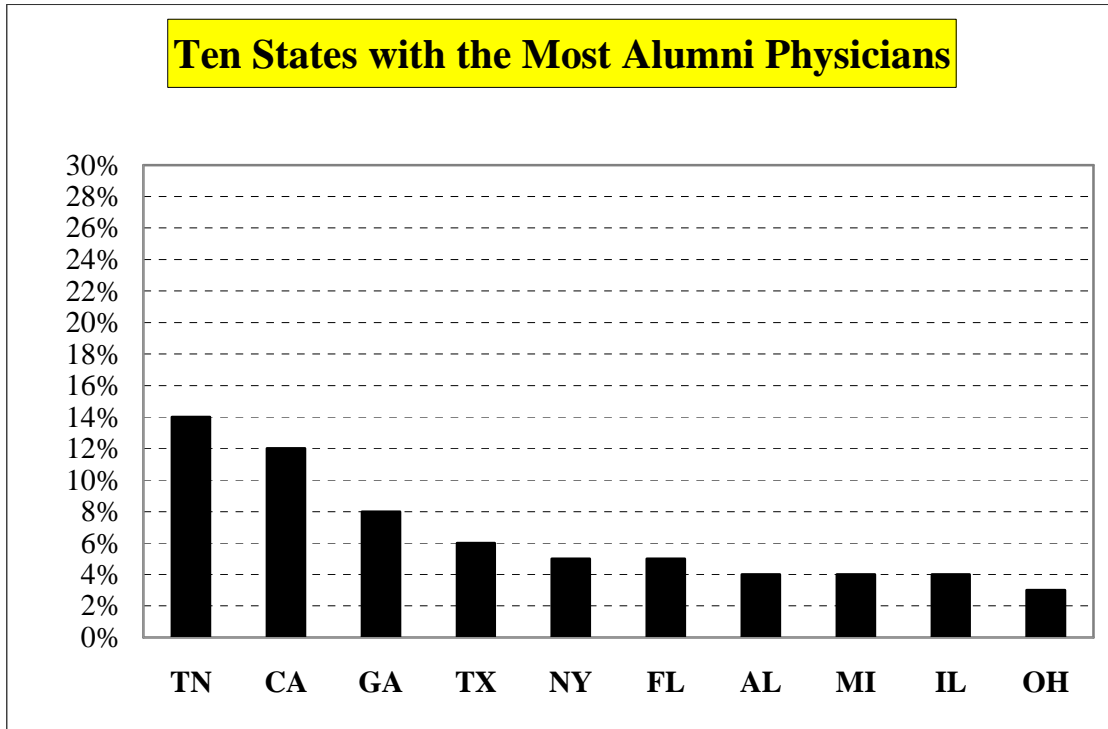
# Alumni Physicians



Specialty	Number	%
<b>Primary Care (Internal Medicine, Pediatrics, and Family Practice)</b>	1,482	39
<b>Non-Primary Care</b>	2,173	57
<b>Unknown</b>	159	4
<b>Total</b>	3,814	100

Source: American Medical Association as of December 2003

# Alumni Physicians

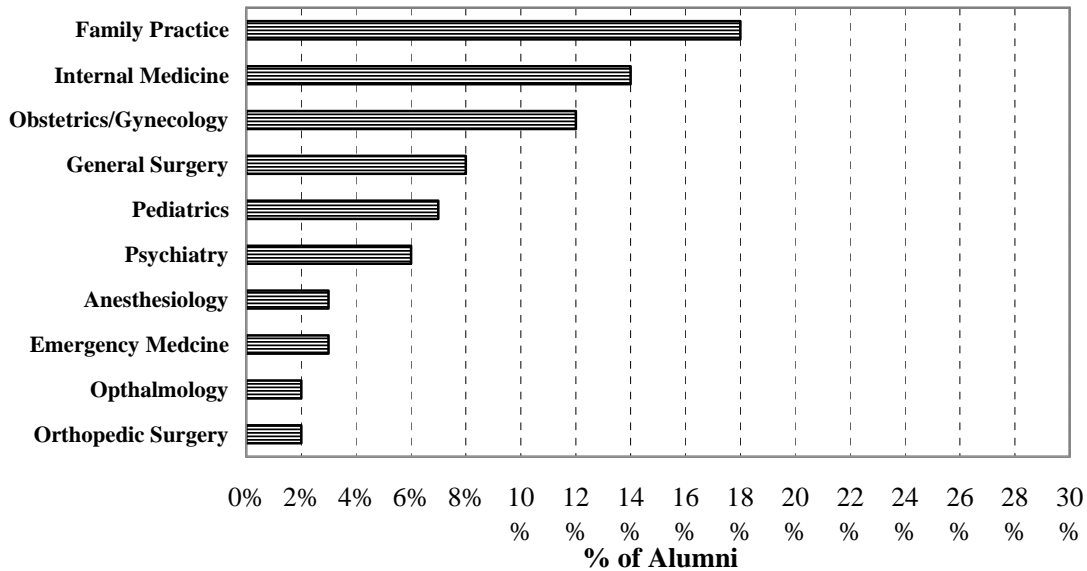


Ten States with the Most Alumni Physicians	Number	%
Tennessee (TN)	541	14
California (CA)	473	12
Georgia (GA)	287	8
Texas (TX)	229	6
New York (NY)	191	5
Florida (FL)	174	5
Alabama (AL)	152	4
Michigan (MI)	146	4
Illinois (IL)	142	4
Ohio (OH)	136	3
All Other States	1,343	35
<b>Total</b>	<b>3,814</b>	<b>100</b>

Source: American Medical Association as of December 2003

# Alumni Physicians

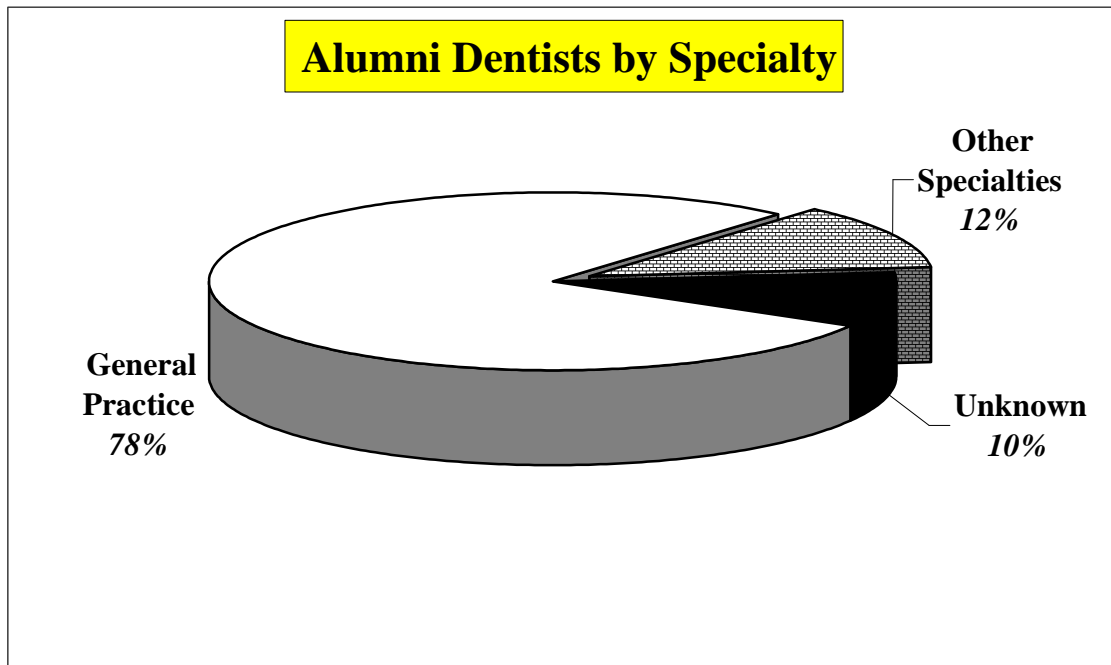
## Ten Largest Alumni Physician Specialties



Ten Largest Alumni Physician Specialties	Number	%
Family Practice	689	18
Internal Medicine	531	14
Obstetrics/Gynecology	465	12
General Surgery	295	8
Pediatrics	262	7
Psychiatry	243	6
Anesthesiology	130	3
Emergency Medicine	98	3
Ophthalmology	88	2
Orthopedic Surgery	65	2
All Other Specialties	948	25
<b>Total</b>	<b>3,814</b>	<b>100</b>

Source: American Medical Association as of December 2003

# Alumni Dentists

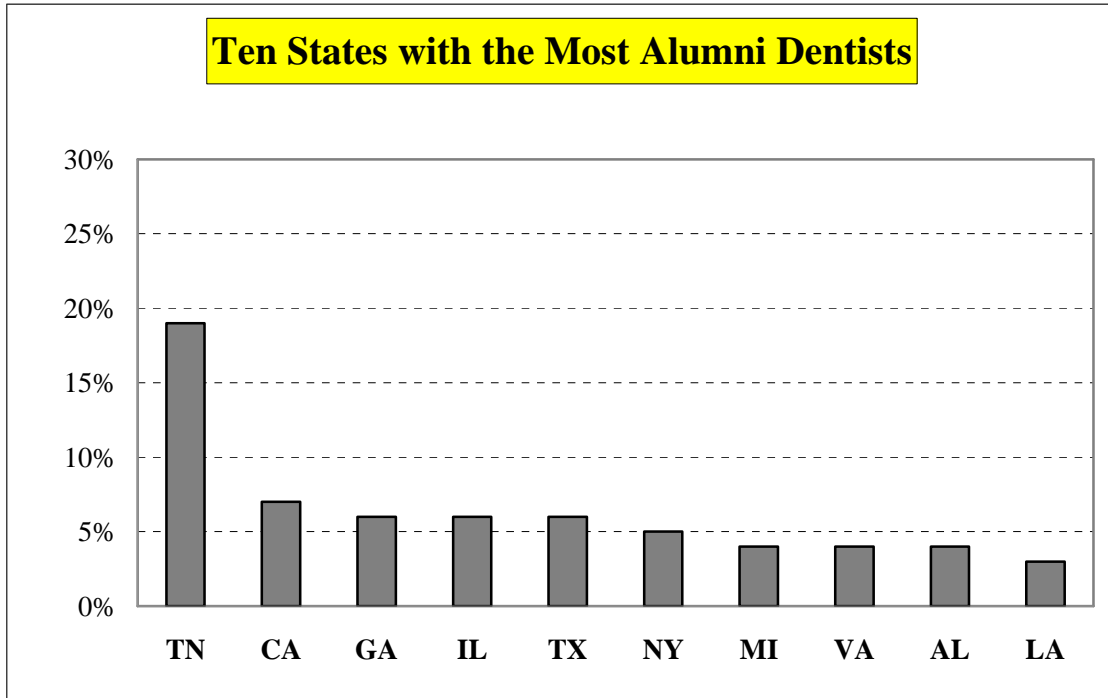


Specialty	Number	%
General Practice	1,343	78
Other Specialties	205	12
Unknown	169	10
<b>Total</b>	<b>1,717</b>	<b>100</b>

Source: American Dental Association as of December 2003



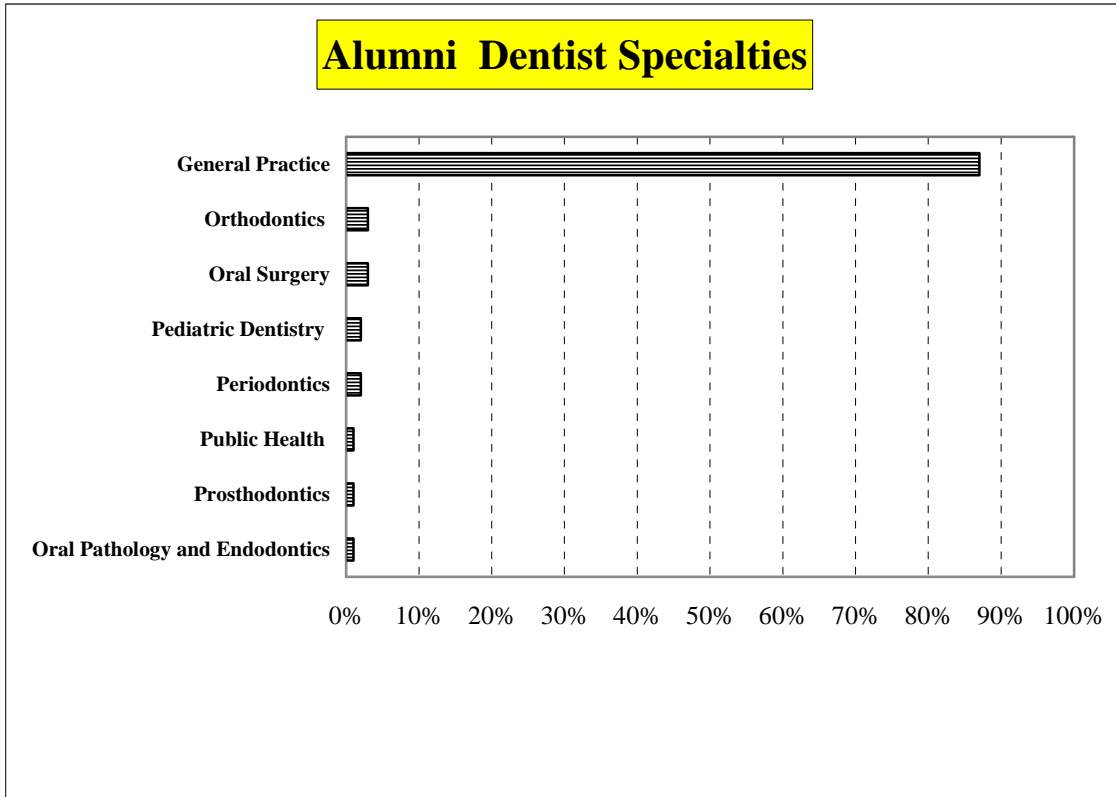
# Alumni Dentists



Ten States with the Most Alumni Dentists	Number	%
Tennessee (TN)	299	17
California (CA)	116	7
Georgia (GA)	93	5
Illinois (IL)	92	5
Texas (TX)	88	5
New York (NY)	75	4
Michigan (MI)	71	4
Virginia (VA)	61	4
Alabama (AL)	61	4
Louisiana (LA)	55	3
All Other States	706	41
<b>Total</b>	<b>1,717</b>	<b>100</b>

Source: American Dental Association as of December 2003

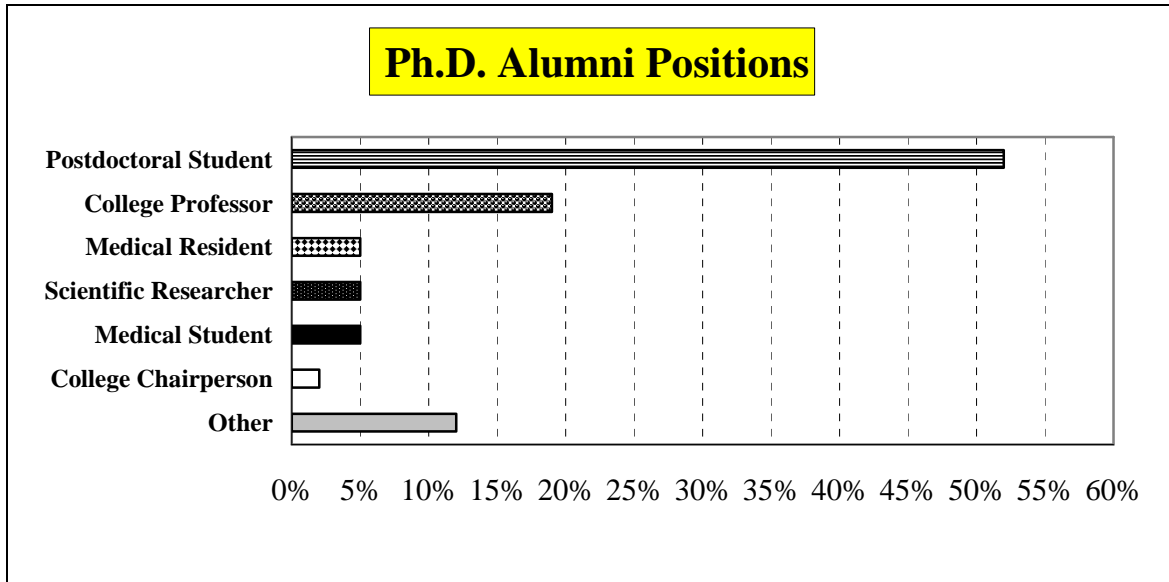
# Alumni Dentists



Alumni Dentist Specialties	Number	%
General Practice	1,343	78
Orthodontics	48	3
Oral Surgery	41	2
Pediatric Dentistry	31	2
Periodontics	24	1
Public Health	23	1
Prosthodontics	22	1
Endodontics	11	<1
Oral Pathology	5	<1
Unknown	169	11
<b>Total</b>	<b>1,717</b>	<b>100</b>

Source: American Dental Association as of December 2003

# Ph.D. Alumni



Position	Number	%
<b>Postdoctoral Student</b>	92	52
<b>College Professor</b>	34	19
<b>Medical Resident</b>	8	5
<b>Scientific Researcher</b>	8	5
<b>Medical Student</b>	9	5
<b>College Chairperson</b>	4	2
<b>Other</b>	21	12
<b>Total</b>	176	100

Source: School of Graduate Studies as of December 2003

*Embarking on a New  
Era of Achievement*

MEHARRY MEDICAL COLLEGE  
1005 Dr. D.B. Todd, Jr. Blvd.  
Nashville, Tennessee 37208  
(615) 327-6111  
[www.mmc.edu](http://www.mmc.edu)

PUBLICATION DATE: March 15, 2005