

# 2002 Fact Book



## TABLE OF CONTENTS

---

<b>A Brief History of Meharry Medical College</b>	<b>3</b>
<b>The Board of Trustees</b>	<b>4</b>
<b>Senior Staff</b>	<b>5</b>
<b>Meharry Mission Statement</b>	<b>6</b>
<b>Meharry Vision</b>	<b>7</b>
<b>Meharry Values</b>	<b>8</b>
<b>Accreditation</b>	<b>9</b>
<b>Degrees Offered</b>	<b>10</b>
<b>Student Applicants</b>	<b>11</b>
<b>Admissions</b>	<b>12</b>
<b>Enrollment</b>	<b>13</b>
<b>Degrees Granted</b>	<b>18</b>
<b>Postgraduate Training</b>	<b>21</b>
<b>Entering Student Tuition and Fees</b>	<b>23</b>
<b>Student Financial Aid</b>	<b>23</b>
<b>Employees</b>	<b>24</b>
<b>Faculty</b>	<b>27</b>
<b>Alumni Physicians</b>	<b>30</b>
<b>Alumni Dentists</b>	<b>33</b>
<b>Ph.D. Alumni</b>	<b>36</b>

## **A Brief History of Meharry Medical College**

Meharry Medical College was founded in 1876, as the Medical Department of Central Tennessee College, to educate freed slaves as health care professionals. Fifty years prior to its formal founding, a family of former slaves befriended sixteen-year-old Ohio farmer Samuel Meharry while traveling through rural Kentucky. Meharry was touched by the kindness and generosity of the desperately poor Black family and vowed to repay his debt of gratitude. In 1876, Meharry and his brothers made a \$30,000 gift toward the establishment of the medical department of Central Tennessee College. The Freedman's Aid Society of the Methodist Episcopal Church and the John F. Slater Fund also were contributors.

In 1915, Meharry separated from Walden University (the successor institution to Central Tennessee College), having received a new charter from the State of Tennessee. It did, however, retain its affiliation with the Methodist Church. In January 1916, bylaws were adopted providing for the governance of the College by an 18-member board of trustees. On that same date, the board appointed Dr. George W. Hubbard as the institution's first president.

In the years following, as Meharry continued to grow, it became necessary for the College to move from its four-story building in south Nashville to its present location on Dr. D. B. Todd Boulevard in north Nashville in 1931. The cost of the facility was \$2 million and was made possible by major gifts from the Edward Harkness Foundation, the Rockefeller Foundation, the Julius Rosenwald Fund and George Eastman of the Kodak Foundation.

From these humble beginnings, the College has become the largest private, historically Black institution in the United States exclusively dedicated to the education of health care professionals and biomedical scientists. Today it includes the Schools of Medicine, Dentistry, Graduate Studies and Research, and Allied Health. It has remained a private institution and their respective accrediting bodies accredit all of the College's schools and academic programs. The College has also continued its relationship with the United Methodist Church, receiving approval by the Church's University Senate and funding from its Black College Fund.

The dental department within the Meharry Medical Department of Central Tennessee College was conceived in 1884. Two years later, the dental course was organized within the department as part of the medical curriculum. This expanded its mission as the first institution in the Deep South to train African American dentists and it was also one of a few in that era to promote the recruitment of women into the profession.

## The Board of Trustees

Dr. Frank S. Royal, Sr., Chairman  
Dr. T.B. Boyd III, Vice Chairman  
Dr. John E. Maupin, Jr., President

Dr. Brandon Barton, Jr.  
Dr. Mendee Ligon  
Pastor Kirbyjon Caldwell  
Dr. Calvin Calhoun, Sr.  
Ms. Emelda M. Cathcart  
Mrs. M. Inez Crutchfield  
Mr. Richard R. Davis  
Dr. Jerome King Del Pino  
Mr. Marty G. Dickens  
Dr. Spencer Disher  
Mr. Eddie D. Evans  
Dr. Randall Falk  
Mr. John C. Graves  
Mr. Aubrey Harwell, Jr.  
Dr. Tipkins Hood  
Ms. Carmen Hopkins  
Dr. Cornelius L. Hopper  
Dr. Harold O. Jackson  
Dr. Martin D. Jeffries  
Mr. Milton H. Jones, Jr.  
Dr. Shedrick D. Jones  
Mr. Kevin P. Lavender  
Dr. Abraham McIntosh  
Dr. Claude H. Organ, Jr.  
Dr. Beny J. Primm  
The Hon. Mary Pruitt  
Dr. Edward W. Reed  
Mr. Edgar G. Rios  
Mr. Ray M. Robinson

Dr. Eugene J. Rogers  
Dr. Clay E. Simpson, Jr.  
Dr. Neal A. Vanselow  
Mr. Henry Earl West  
Mr. James E. Williams  
Mr. Lorenzo Williams  
Dr. Claud R. Young

### Life Members

Ngwazi H. Kamuzu Banda, M.D. \*  
Maurice Clifford, M.D. \*  
Daniel A. Collins, D.D. S.  
Wendell F. Cox, D.D.S.  
Robert E. Dawson, M.D.  
Robert H. Ebert, M.D. \*  
Dr. McKinley M. Exum  
The Hon. Grace T. Hamilton \*  
A.P. Johnson, Sr., M.D. \*  
Mr. Victor S. Johnson, Jr.  
Mrs. Eppie Lederer \*  
Dr. Richard Lester  
Mr. Donald S. MacNaughton \*  
Mr. Charles Nelson, Jr. \*

*\* Deceased*

# Senior Staff

**John E. Maupin, Jr., D.D.S.**

President

**PonJola Coney, M.D.**

Senior Vice President for Health Affairs  
and Dean of the School of Medicine

**Donnetta S. Butler, M.B.A.**

Senior Vice President for Finance and Administration

**Lisa Higgs, M.B.A.**

Vice President for Planning and Strategic Management

**William B. Butler, D.D.S.**

Dean of the School of Dentistry

**Maria de Fatima Lima, Ph.D.**

Dean of the School of Graduate Studies and Research

**Kathleen McEnerney, D.A.**

Dean of the School of Allied Health Professions

**Robert Poole**

Senior Associate Vice President for Advancement and College Relations

**Sondrea Tolbert, J.D.**

Director of Policy Management and Legal Affairs  
and Corporate Secretary to the Board of Trustees

# Meharry Mission Statement

**M**eharry Medical College exists to provide excellent education and training in the health sciences, while placing special emphasis on providing opportunities for African Americans, other ethnic minorities and individuals from disadvantaged backgrounds. The College is committed to the delivery of high quality patient-centered health services, and to the conduct of research that fosters improved health outcomes and the elimination of health disparities.

## Meharry Vision

**T**o achieve national recognition as a community focused, quality driven academic health center noted for its:

- Uniquely nurturing, highly effective educational programs
- Preeminence in health disparities research
- Culturally sensitive, evidence-based health services
- Significant contribution to the diversity of the nation's health professions workforce

# Meharry Values

**W**e, the Board of Trustees, Faculty, and Staff of Meharry Medical College are committed to and governed by the following core values:

1. **Caring**  
Maintaining a nurturing environment that treats all people with compassion, dignity, and respect.
2. **Excellence**  
Achieving the highest level of performance in all we do, at all levels of the organization.
3. **Integrity**  
Upholding the highest standards of ethical behavior, intellectual honesty, and professional conduct.
4. **Diversity**  
Fostering ethnic, intellectual, social, and cultural diversity.
5. **Accountability**  
Accepting individual and collective responsibility to safeguard and effectively manage the resources of the College.
6. **Innovation**  
Promoting creativity and the development of ideas that stimulate improvements in our intellectual and operational endeavors.
7. **Teamwork**  
Encouraging and supporting the collective efforts of colleagues to enhance the quality of our teaching, research, and patient care programs.



# Degrees Offered

Schools	Degrees	Disciplines
School of Medicine	Doctor of Medicine	<ul style="list-style-type: none"> <li>• Medicine</li> </ul>
School of Dentistry	Doctor of Dental Surgery	<ul style="list-style-type: none"> <li>• Dentistry</li> </ul>
School of Graduate Studies and Research	Doctor of Philosophy	<ul style="list-style-type: none"> <li>• Biochemistry</li> <li>• Biomedical Sciences</li> <li>• Microbiology</li> <li>• Pharmacology</li> <li>• Physiology</li> </ul>
	Master of Science	<ul style="list-style-type: none"> <li>• Public Health</li> <li>• Microbiology</li> <li>• Biochemistry</li> </ul>
School of Allied Health Professions <i>(Jointly administered by Meharry Medical College and Tennessee State University)</i>	Certificate from Meharry Medical College; Associate of Applied Science or Bachelor of Science from Tennessee State University	<ul style="list-style-type: none"> <li>• Dental Hygiene</li> <li>• Health Care Administration and Planning</li> <li>• Medical Technology</li> </ul>

Meharry Medical College also offers postgraduate training in medicine (family medicine, internal medicine, preventive medicine, psychiatry, and occupational medicine), dentistry (general dentistry and oral-maxillofacial surgery) and postgraduate fellowships.

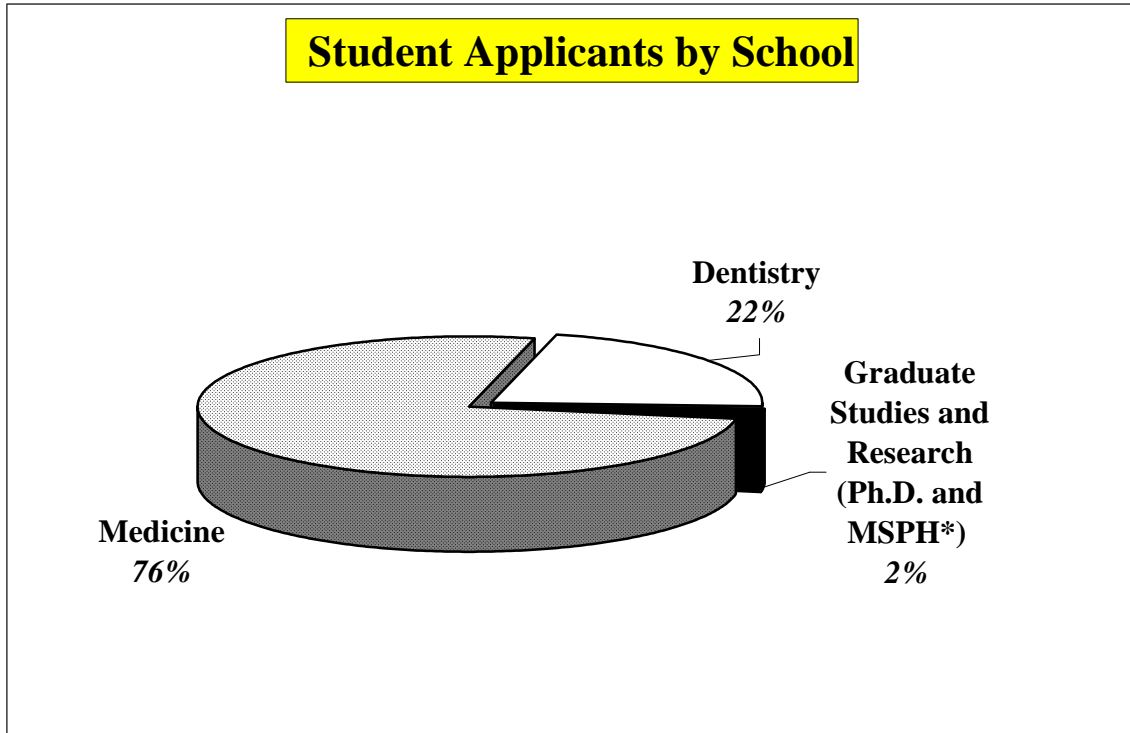
**Sources: Meharry Medical College Website as of November 2002  
Tennessee State University Website as of November 2002**

# Meharry Presidents

Name of President	Year Appointed
Dr. John E. Maupin, Jr. <i>(First Meharry graduate to become president)</i>	1993
Dr. David Satcher	1982
Dr. Richard Lester (Interim)	1981
Dr. Lloyd Elam	1968
Dr. Harold D. West <i>(First African-American to become president)</i>	1952
Dr. M.D. Clawson	1945
Dr. Edward L. Turner	1938
Dr. John J. Mallowney	1921
Dr. George W. Hubbard	1876

Source: Tennessee State University Digital Library  
*(<http://www.tnstate.edu/library/digital/meharry.htm>)*

# Student Applicants, Fall 2002



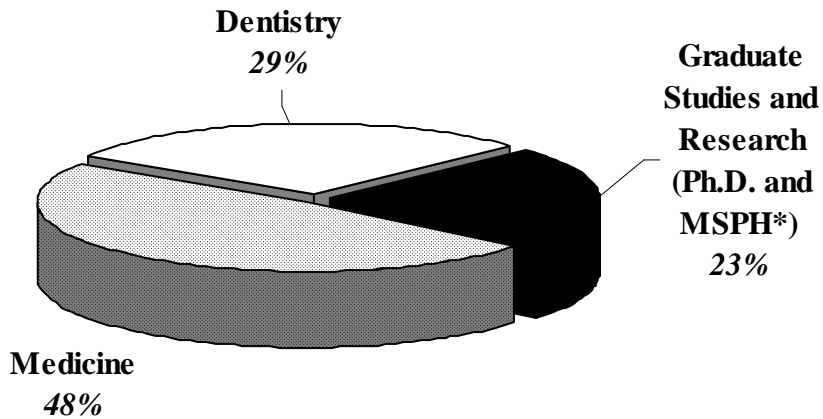
Student Applicants	Number	%
Medicine	3,201	76
Dentistry	917	22
Graduate Studies and Research (Ph.D.)	47	1
Graduate Studies and Research (MSPH*)	64	1
<b>Total</b>	<b>4,229</b>	<b>100</b>

\* *Master of Science in Public Health*

Source: Student Information System as of October 2002

# Admissions, Fall 2002

## Admitted First-Year Students by School

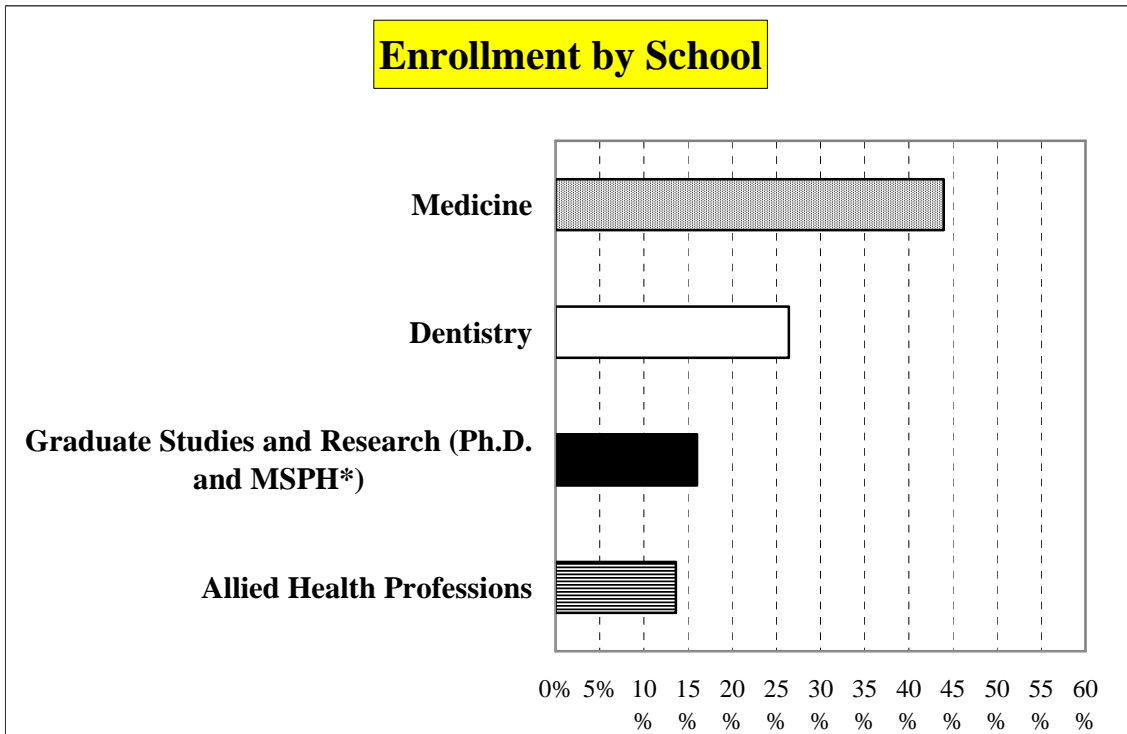


Admitted First-year Students	Number	%
Medicine	80	48
Dentistry	48	29
Graduate Studies and Research (Ph.D.)	12	7
Graduate Studies and Research (MSPH*)	28	16
<b>Total</b>	<b>168</b>	<b>100</b>

\* *Master of Science in Public Health*

Source: Student Information System as of October 2002

# Enrollment, Fall 2002

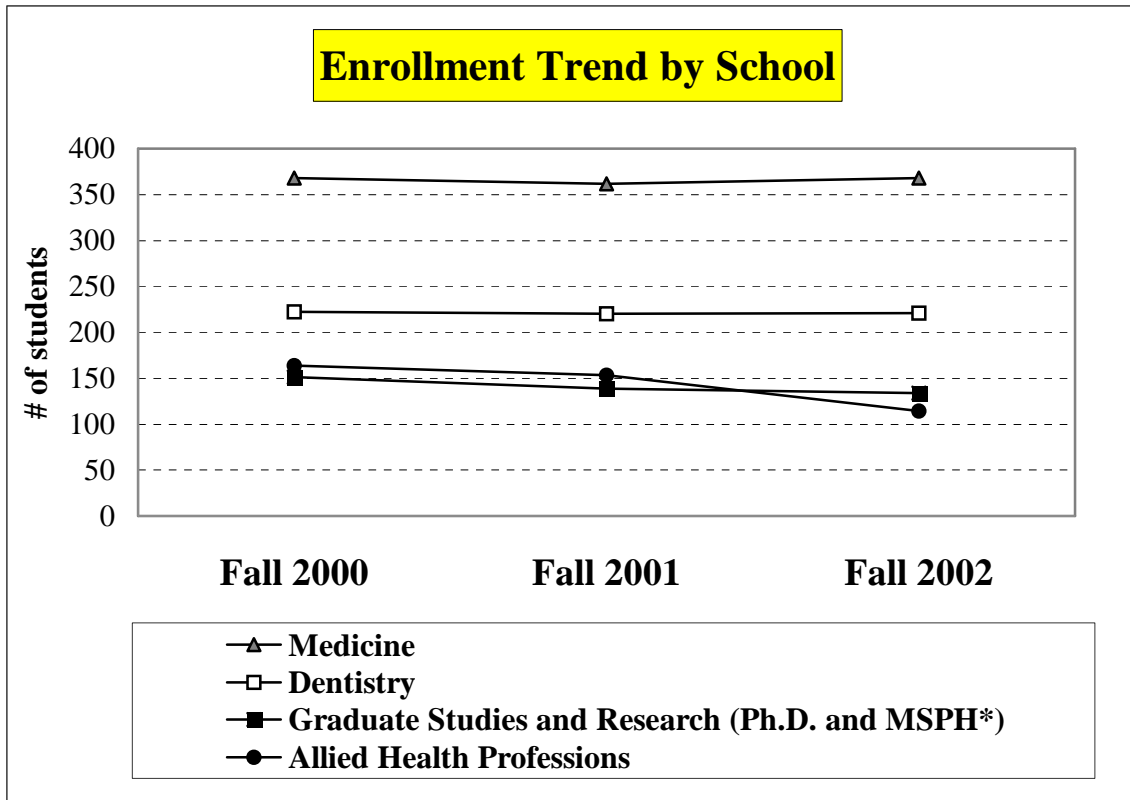


Enrollment by School	Number	%
Medicine	368	44
Dentistry	221	26
Graduate Studies and Research (Ph.D.)	75	9
Graduate Studies and Research (MSPH*)	59	7
Allied Health Professions	114	14
<b>Total</b>	<b>837</b>	<b>100</b>

\* *Master of Science in Public Health*

Source: Student Information System as of October 2002

# Enrollment, Fall 2002

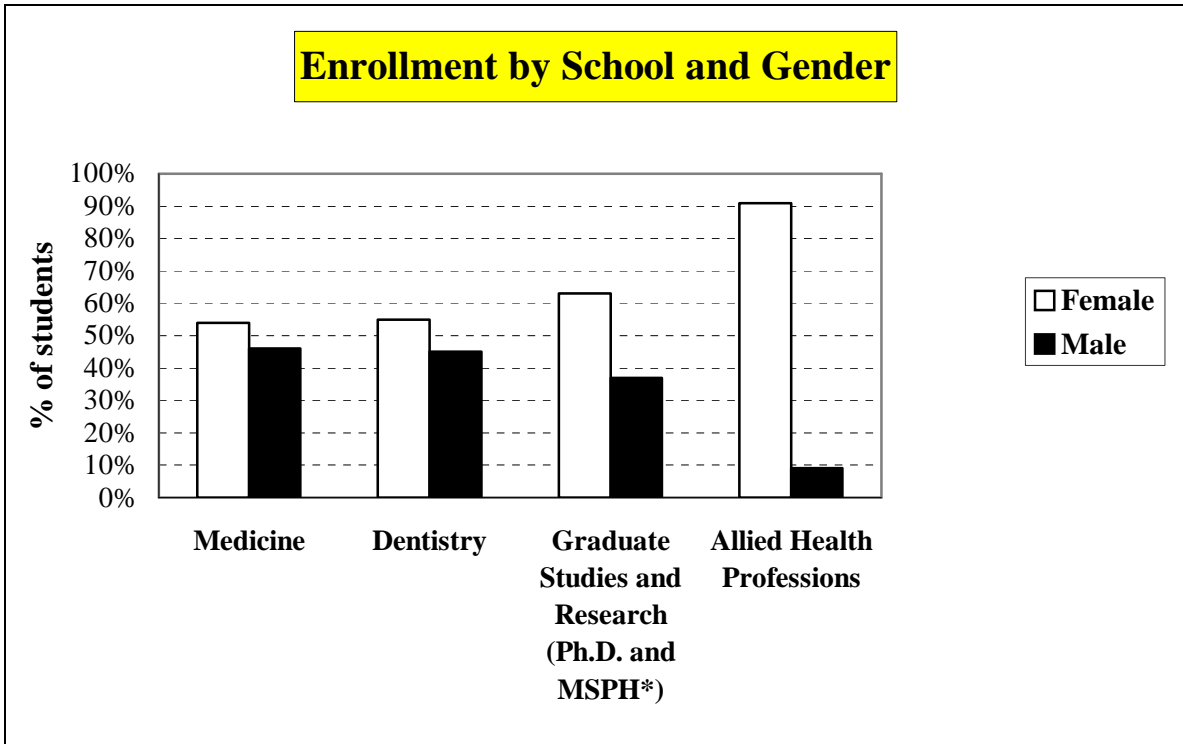


Enrollment Trend	Fall 2000	Fall 2001	Fall 2002
Medicine	368	362	368
Dentistry	222	220	221
Graduate Studies and Research (Ph.D.)	82	72	75
Graduate Studies and Research (MSPH*)	69	67	59
Allied Health Professions	164	153	114
<b>Total</b>	<b>905</b>	<b>874</b>	<b>837</b>

\* *Master of Science in Public Health*

Source: Student Information System as of October 2002

# Enrollment, Fall 2002



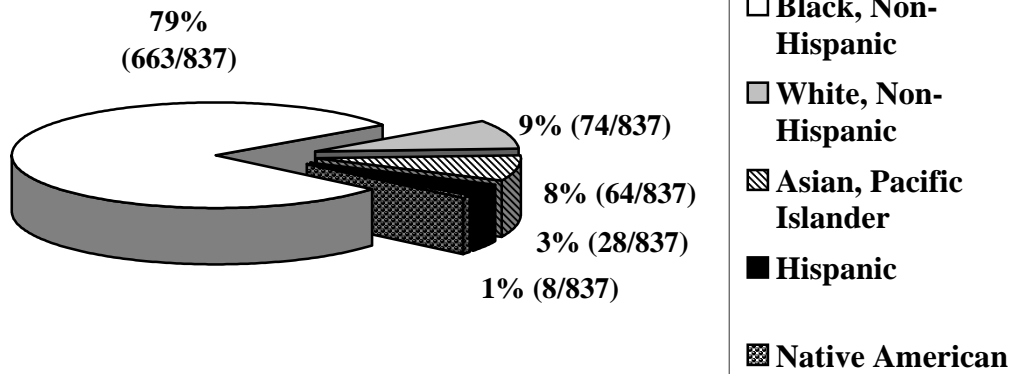
Enrollment by School and Gender	Female	Male
<b>Medicine</b>	200 (54%)	168 (46%)
<b>Dentistry</b>	121 (55%)	100 (45%)
<b>Graduate Studies and Research (Ph.D.)</b>	48 (64%)	27 (36%)
<b>Graduate Studies and Research (MSPH*)</b>	36 (61%)	23 (39%)
<b>Allied Health Professions</b>	104 (91%)	10 (9%)
<b>Total</b>	509 (61%)	328 (39%)

\* *Master of Science in Public Health*

Source: Student Information System as of October 2002

# Enrollment, Fall 2002

## Meharry Student Enrollment by Ethnic Origin



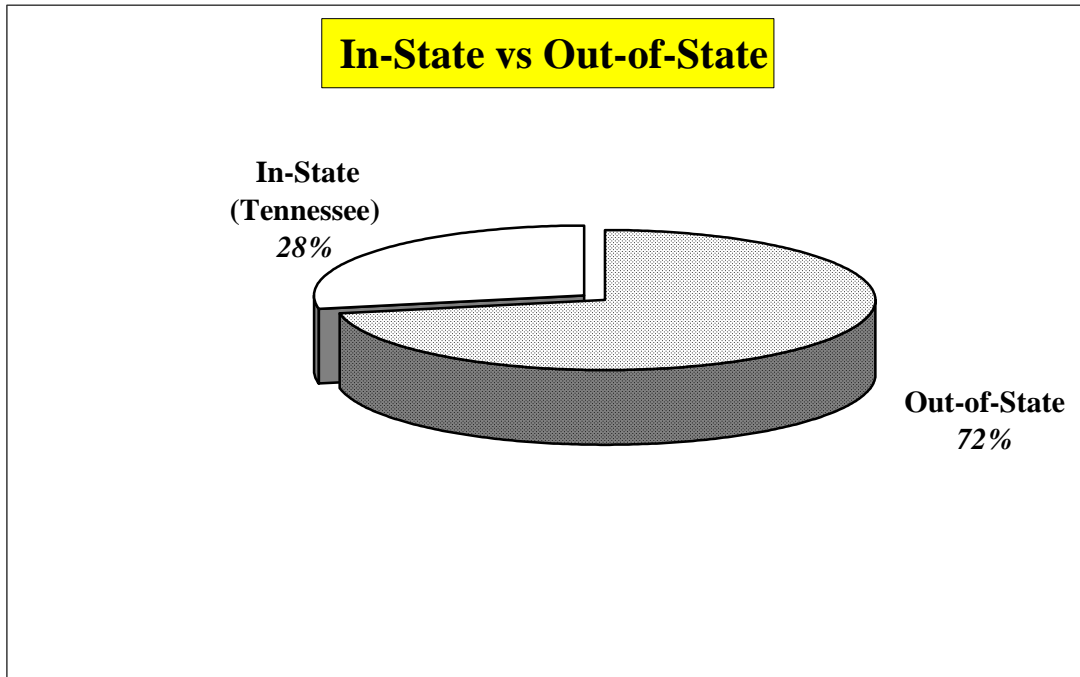
Enrollment by Ethnic Origin	Medicine	Dentistry	Graduate Studies and Research (PH.D.)	Graduate Studies and Research (MSPH*)	Allied Health Professions
Black, Non-Hispanic	282 (77%)	182 (82%)	66 (88%)	53 (90%)	80 (70%)
White, Non-Hispanic	24 (6%)	13 (6%)	3 (4%)	0 (0%)	34 (30%)
Asian/Pacific Islander	29 (8%)	24 (11%)	6 (8%)	5 (8%)	0 (0%)
Hispanic	25 (7%)	2 (1%)	0 (0%)	1 (2%)	0 (0%)
American Indian/Alaska Native	8 (2%)	0 (0%)	0 (0%)	0 (0%)	0 (0%)
<b>Total</b>	<b>368 (100%)</b>	<b>221 (100%)</b>	<b>75 (100%)</b>	<b>59 (100%)</b>	<b>114 (100%)</b>

\* *Master of Science in Public Health*

Source: Student Information System as of October 2002



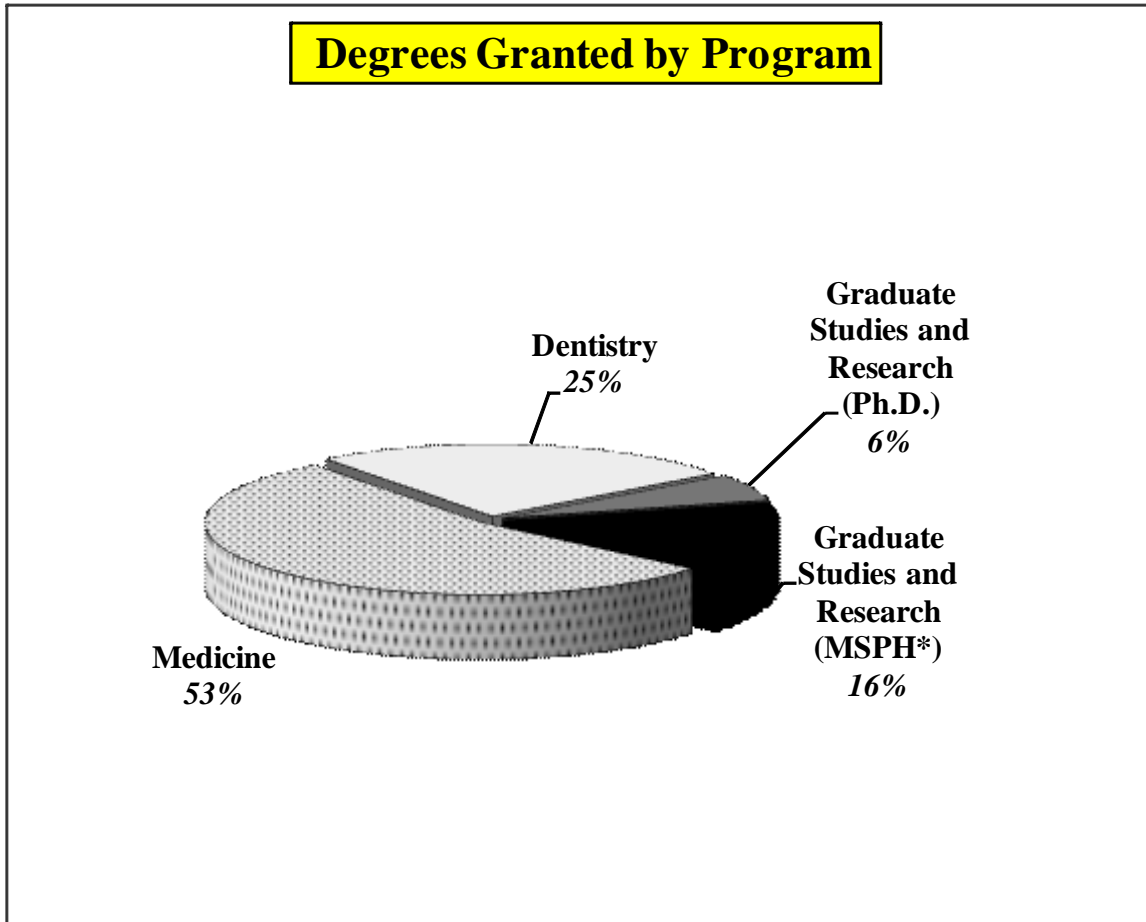
# Enrollment, Fall 2002



In-State and Out-of-State Enrollment	Number	%
In-State (Tennessee)	237	28
Out-of-State	600	72
<b>Total</b>	<b>837</b>	<b>100</b>

Source: Student Information System as of October 2002

## Degrees Granted, Academic Year 2001/2002

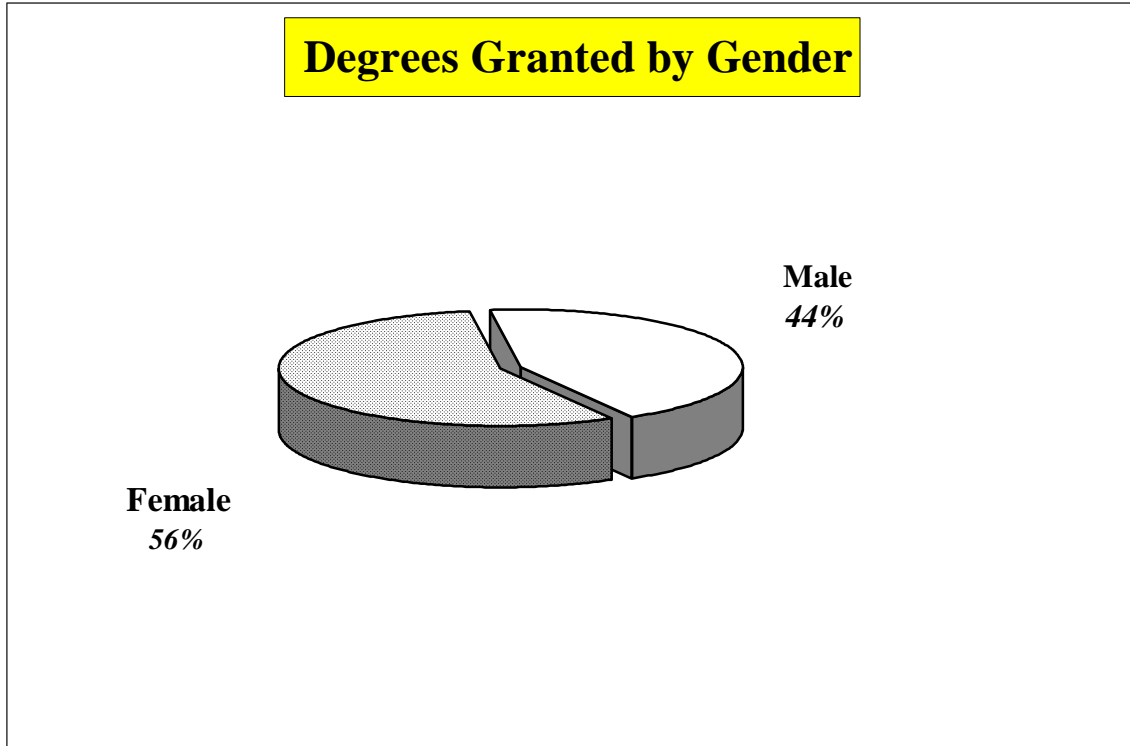


Degrees Granted by Program	Number	%
Medicine	87	53
Dentistry	42	25
Graduate Studies and Research (Ph.D.)	10	6
Graduate Studies and Research (MSPH*)	25	16
<b>Total</b>	<b>164</b>	<b>100</b>

\* *Master of Science in Public Health*

Source: Student Information System as of October 2002


## Degrees Granted, Academic Year 2001/2002



Degrees Granted by Gender	Number	%
Female	92	56
Male	72	44
<b>Total</b>	164	100

Source: Student Information System as of October 2002

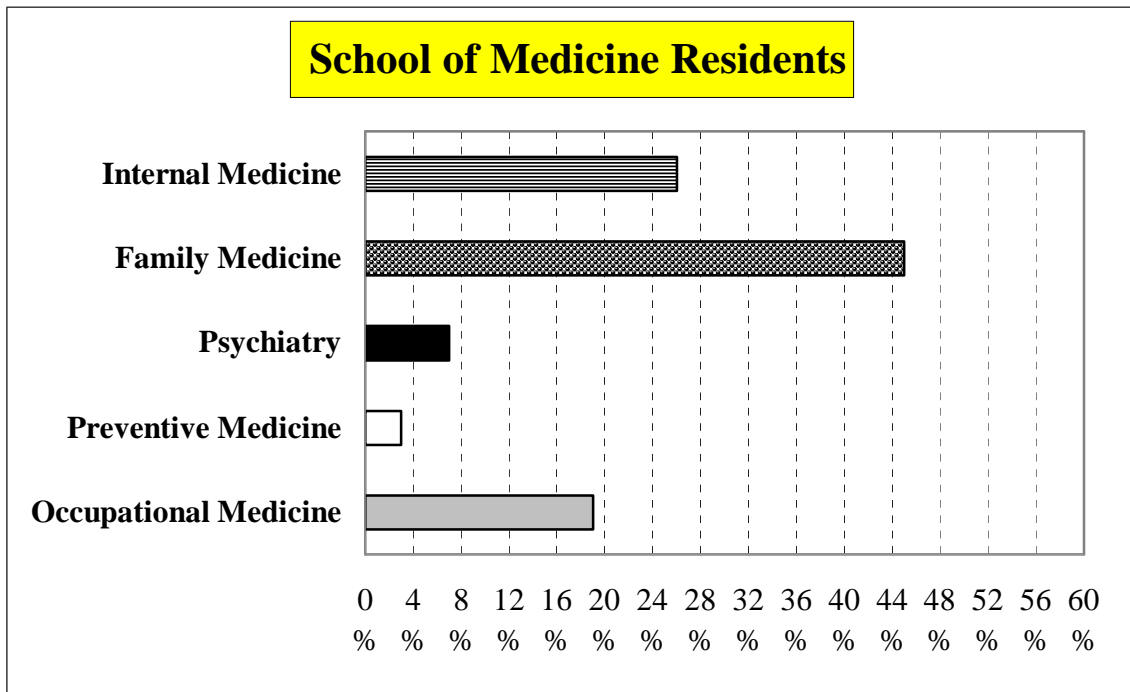
# Degrees Granted, Academic Year 2001/2002



Degrees Granted by Ethnic Origin	Number	%
Black, Non-Hispanic	136	83
White, Non-Hispanic	9	6
Asian/Pacific Islander	15	9
Hispanic	4	2
<b>Total</b>	164	100

Source: Student Information System as of October 2002

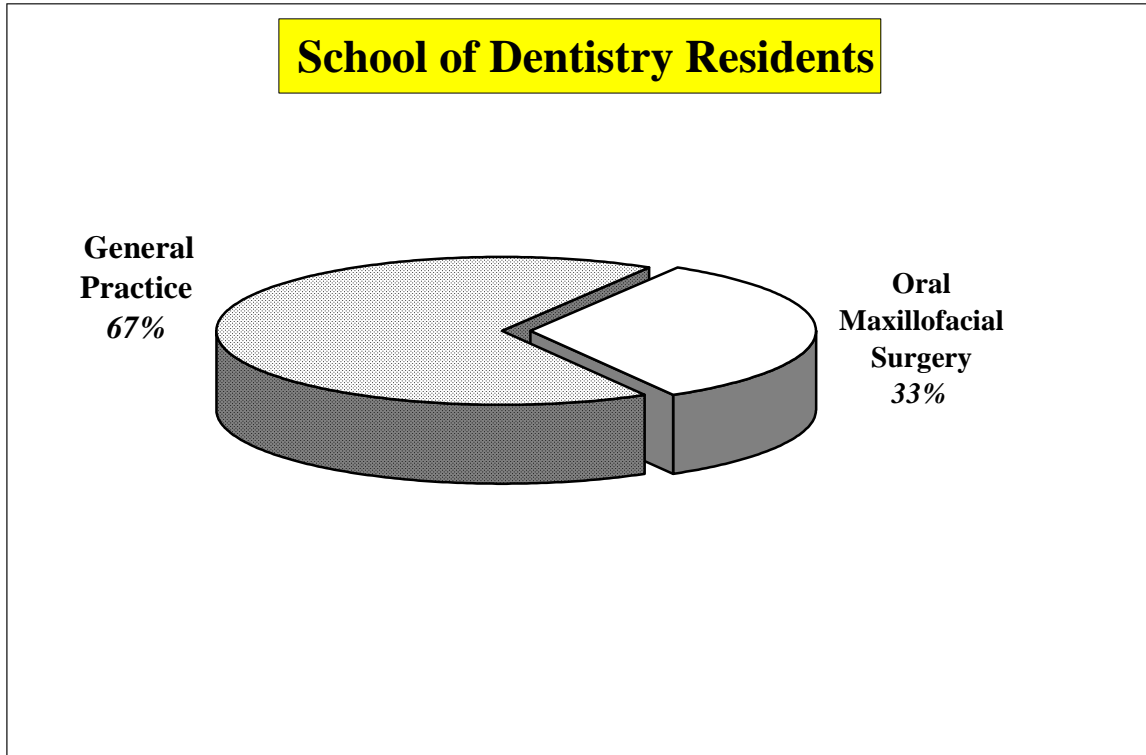
# Postgraduate Training, 2002



School of Medicine Residents	Number	%
Internal Medicine	20	26
Family Medicine	34	45
Psychiatry	5	7
Preventive Medicine	2	3
Occupational Medicine	15	19
<b>Total</b>	<b>76</b>	<b>100</b>

Source: School of Medicine as of November 2002

# Postgraduate Training, 2002



School of Dentistry Residents	Number	%
General Practice	8	67
Oral Maxillofacial Surgery	4	33
<b>Total</b>	<b>12</b>	<b>100</b>

Source: School of Dentistry as of November 2002

## Entering Student Tuition and Fees, Academic Year 2002/03

Program	Academic Year 02/03	
Medicine	<b>Tuition</b>	\$23,208
	<b>Fees</b>	\$3,916
	<b>Total</b>	\$27,124
Dentistry	<b>Tuition</b>	\$23,088
	<b>Fees</b>	\$2,382
	<b>Dental Kit</b>	\$936
	<b>Total</b>	\$26,406
Graduate Studies and Research (Ph.D.)	<b>Tuition</b>	\$9,342
	<b>Fees</b>	\$2,136
	<b>Total</b>	\$11,478
Graduate Studies and Research (MSPH*)	<b>Tuition</b>	\$7,544
	<b>Fees</b>	\$1,626
	<b>Total</b>	\$9,170

\* *Master of Science in Public Health*

## Student Financial Aid, 2002

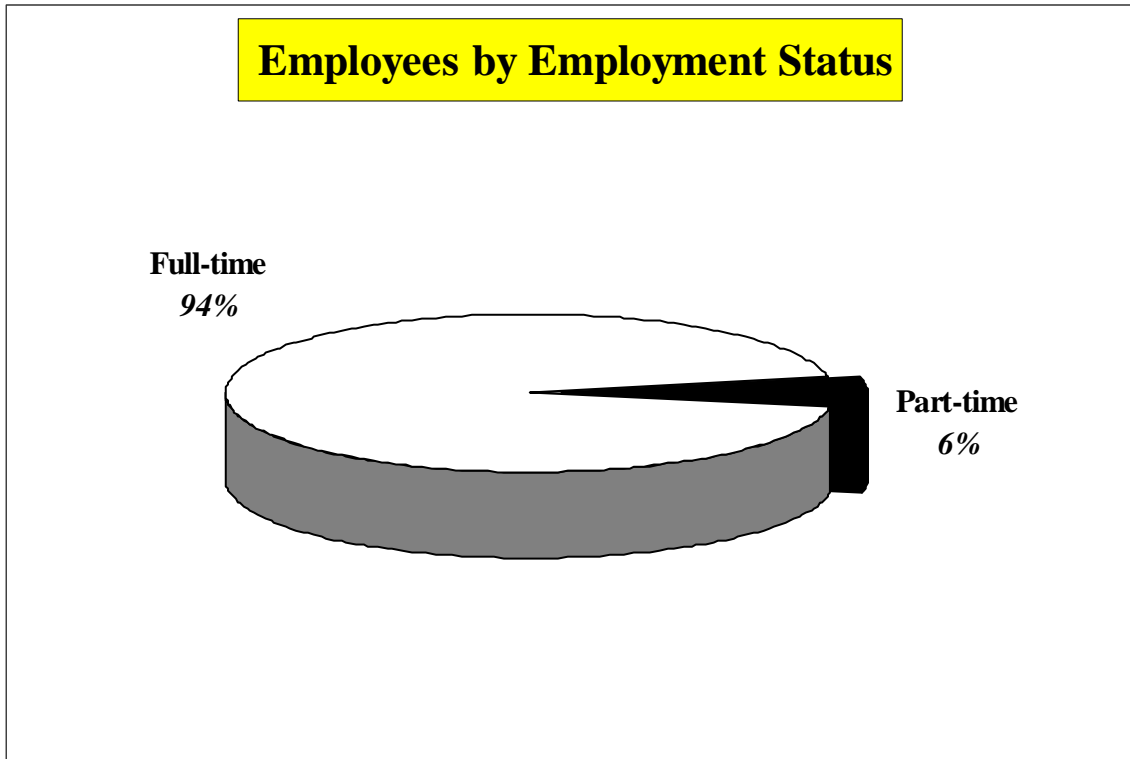
School	Scholarships/Grants		Loans	
	Amount	# of Students	Amount	# of Students
Medicine	\$2,171,654	182	\$10,375,801	332
Dentistry	\$1,349,577	89	\$7,140,372	209
Graduate Studies and Research	\$308,444	32	\$821,347	52
<b>Total</b>	<b>\$3,829,675</b>	<b>303</b>	<b>\$18,337,520</b>	<b>593</b>

*Eighty-seven percent (87%) of medical, dental, and graduate student received financial aid in 2002.*

*Number of different institutional and cash awards in 2002: 191*

**Source: Office of Student Financial Aid**

# Employees, 2002

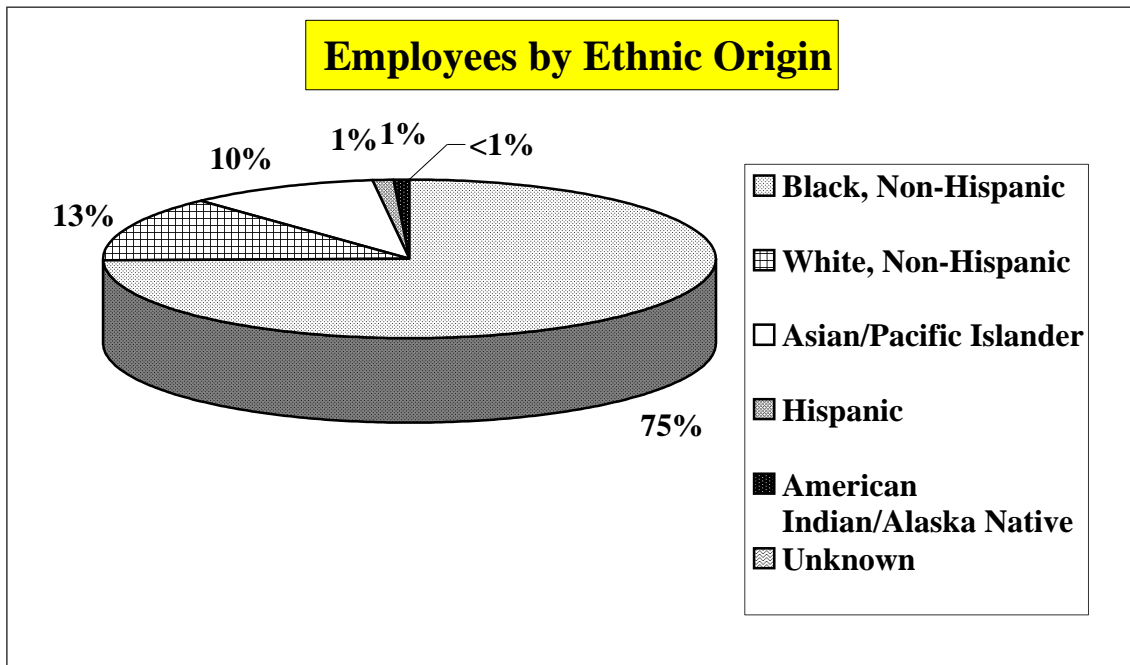


Employees by Employment Status	Number	%
Full-time	879	94
Part-time	57	6
<b>Total</b>	936	100

Source: Human Resources System as of November 1, 2002



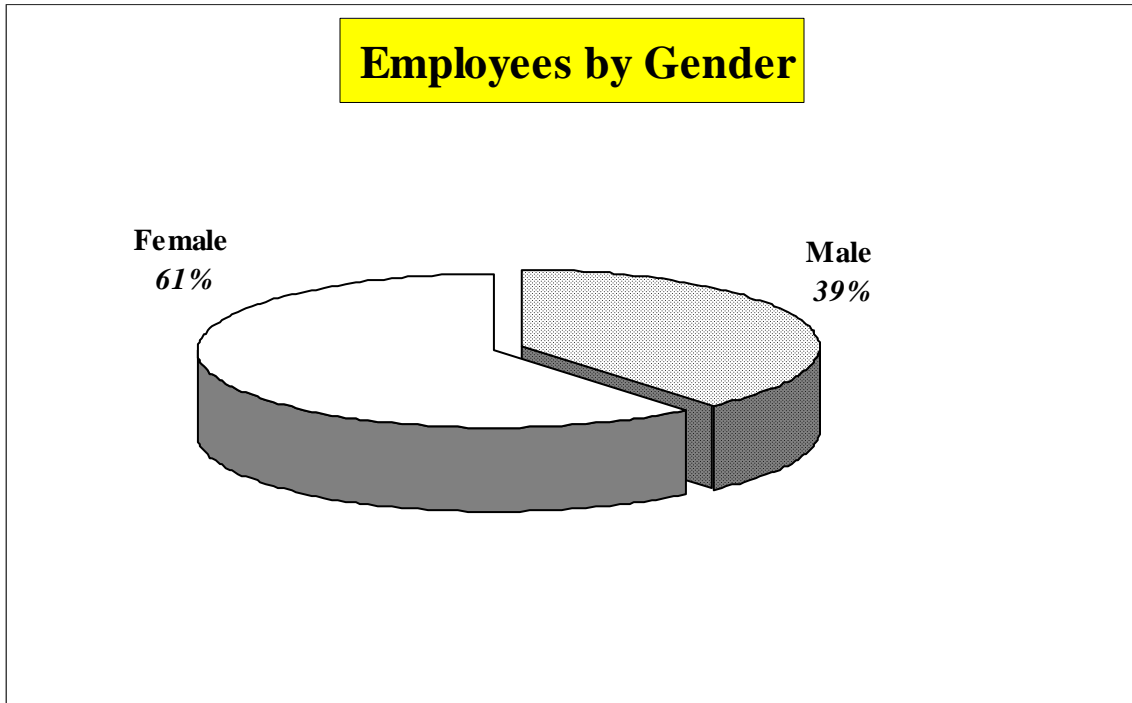
# Employees, 2002



Employees by Ethnic Origin	Number	%
Black, Non-Hispanic	699	75
White, Non-Hispanic	125	13
Asian/Pacific Islander	93	10
Hispanic	11	1
American Indian/Alaska Native	7	1
Unknown	1	<1
<b>Total</b>	<b>936</b>	<b>100</b>

Source: Human Resources System as of November 1, 2002

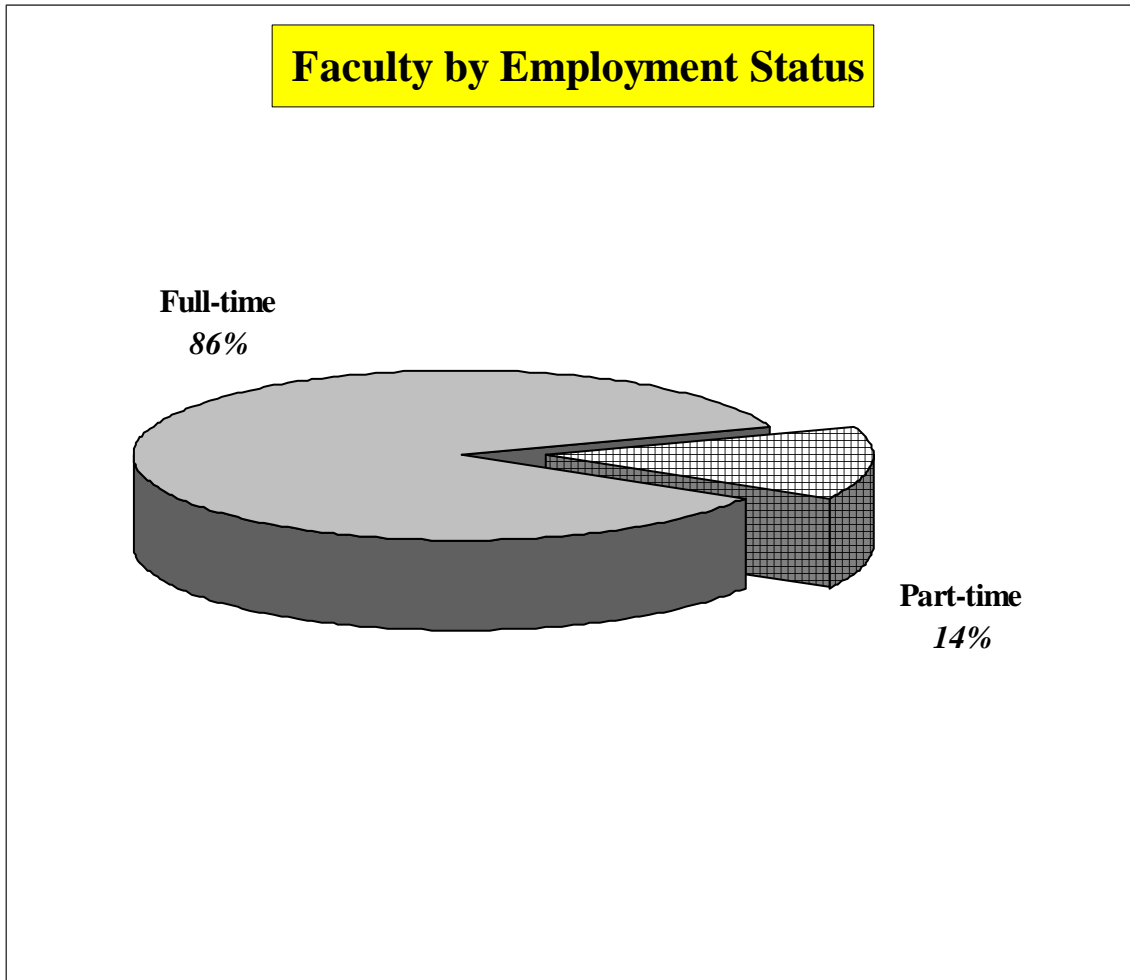
# Employees, 2002



Employees by Gender	Number	%
Female	568	61
Male	368	39
<b>Total</b>	<b>936</b>	<b>100</b>

Source: Human Resources System as of November 1, 2002

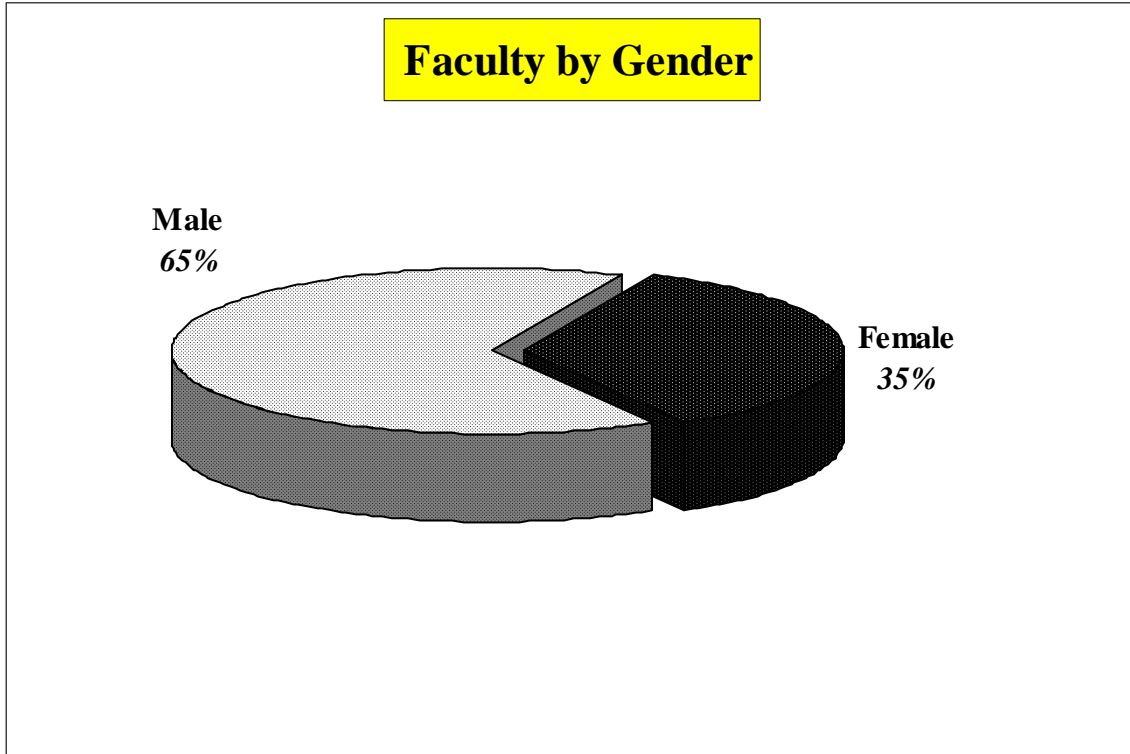
# Faculty, 2002



Faculty by Employment Status	Number	%
Full-time	202	86
Part-time	34	14
<b>Total</b>	<b>236</b>	<b>100</b>

Source: Human Resources System (Instructional faculty are counted on the basis of an 11/12 month-salary contract; data are counted as of November 1, 2002)

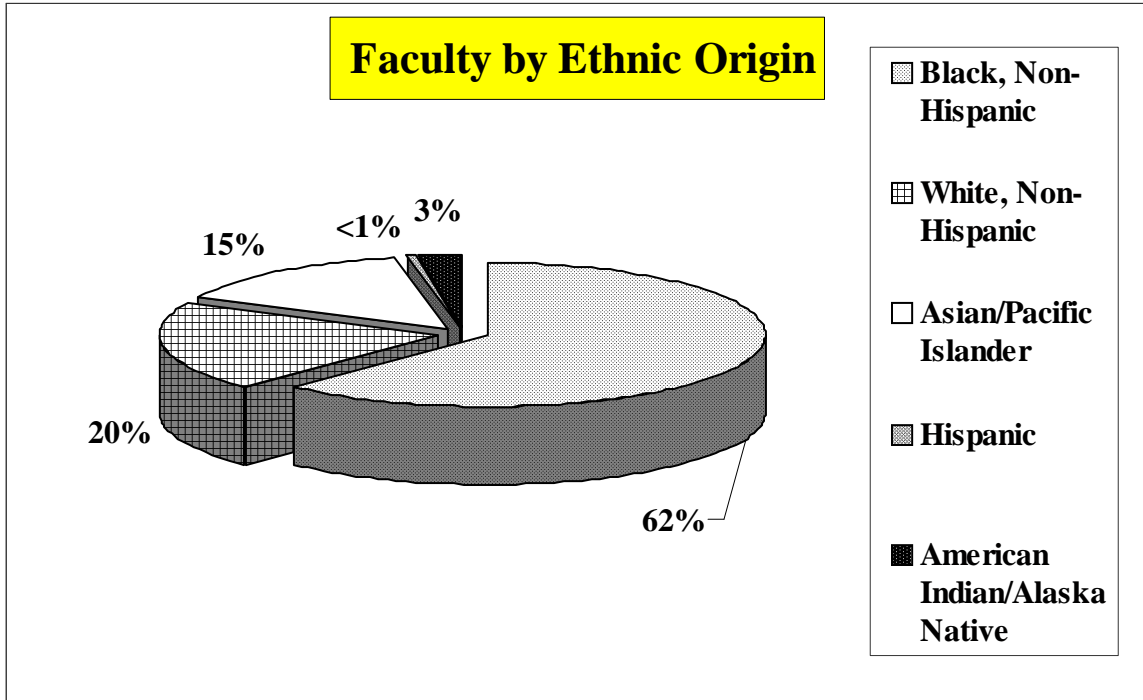
# Faculty, 2002



Faculty by Gender	Number	%
Female	82	35
Male	154	65
<b>Total</b>	<b>236</b>	<b>100</b>

**Source: Human Resources System (Instructional faculty are counted on the basis of an 11/12 month-salary contract; data are counted as of November 1, 2002)**

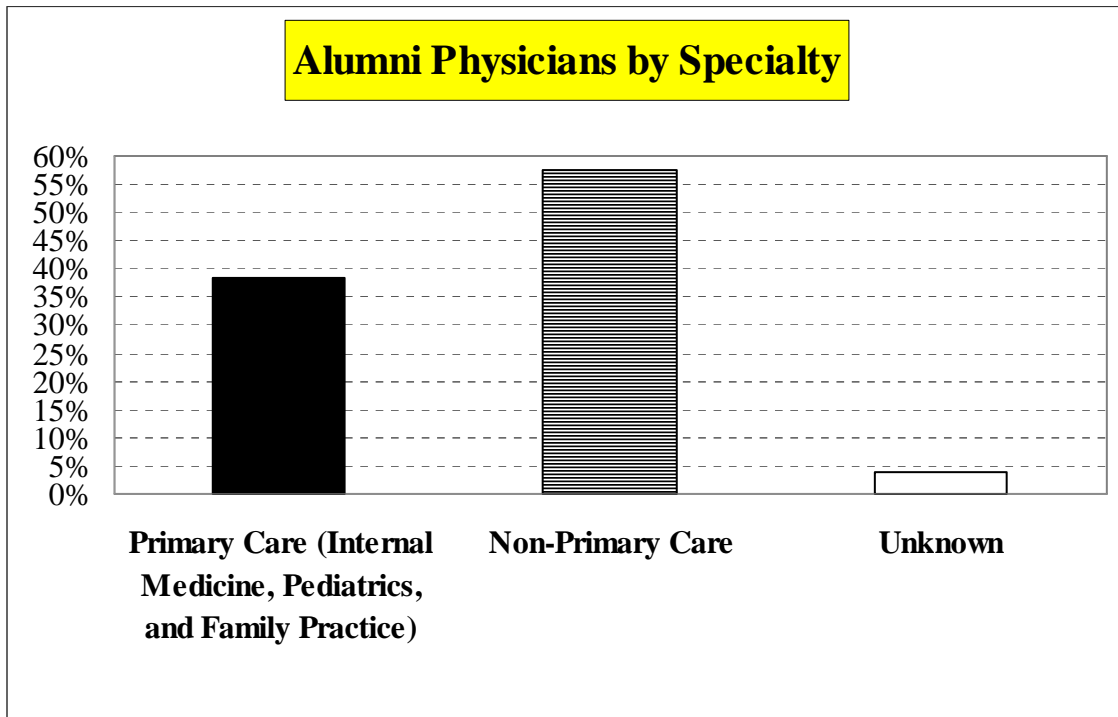
# Faculty, 2002



Faculty by Ethnic Origin	Number	%
Black, Non-Hispanic	147	62
White, Non-Hispanic	47	20
Asian/Pacific Islander	35	15
Hispanic	1	< 1
American Indian/Alaska Native	6	3
<b>Total</b>	<b>236</b>	<b>100</b>

Source: Human Resources System (Instructional faculty are counted on the basis of an 11/12 month-salary contract; data are counted as of November 1, 2002)

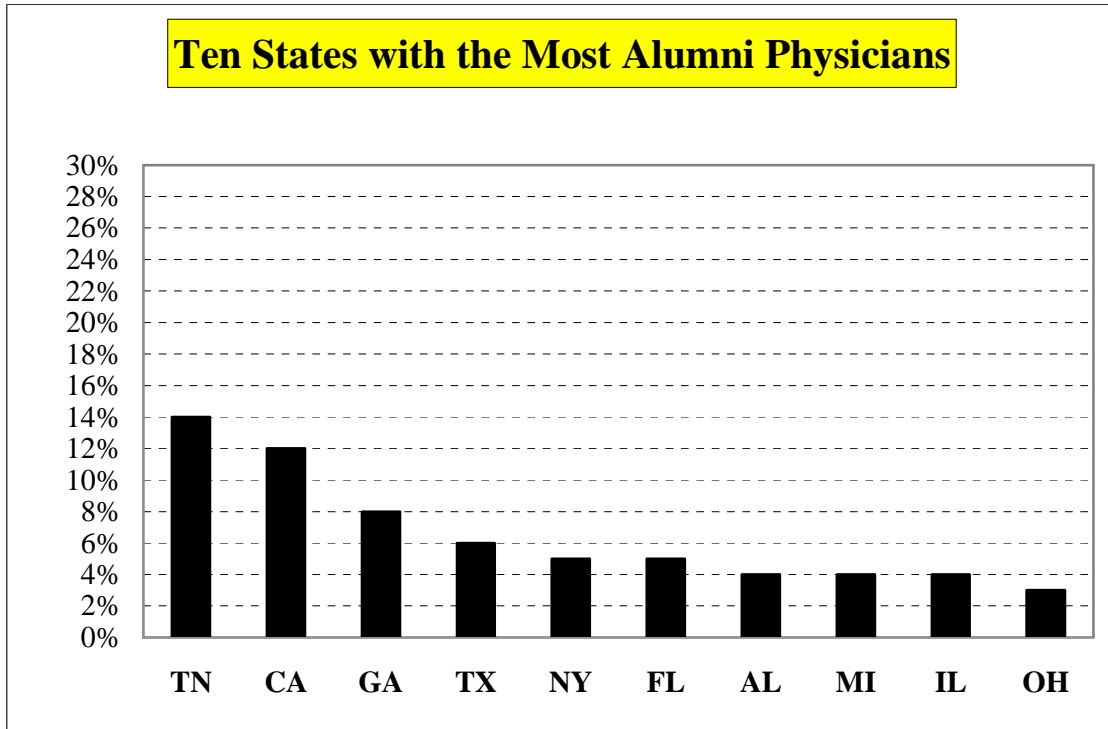
# Alumni Physicians



Specialty	Number	%
Primary Care (Internal Medicine, Pediatrics, and Family Practice)	1,429	38
Non-Primary Care	2,144	58
Unknown	151	4
<b>Total</b>	<b>3,724</b>	<b>100</b>

Source: American Medical Association as of October 2002

# Alumni Physicians

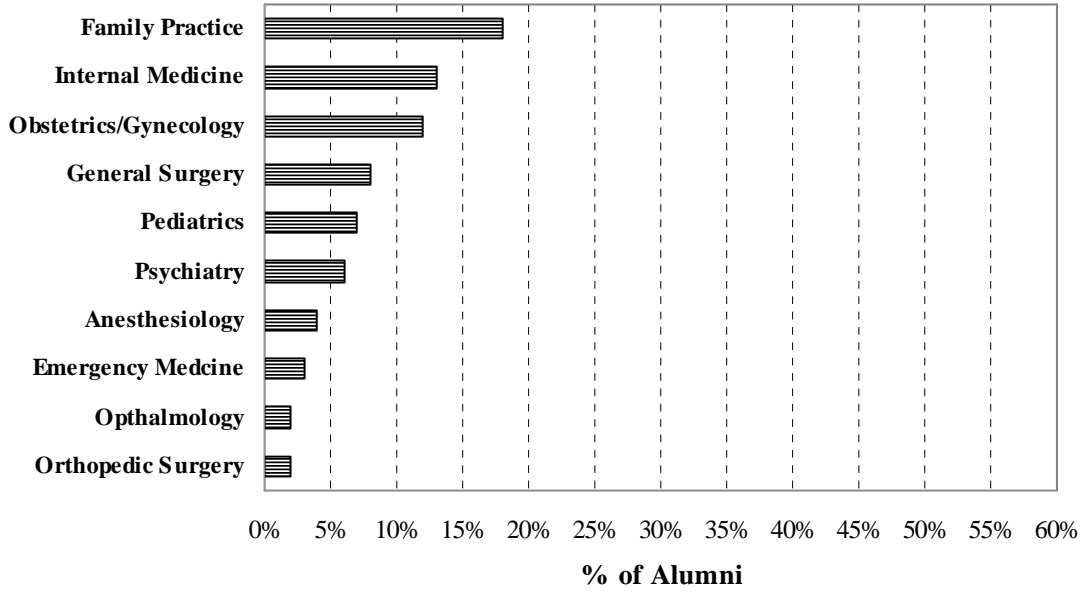


Ten States with the Most Alumni Physicians	Number	%
Tennessee (TN)	528	14
California (CA)	467	12
Georgia (GA)	281	8
Texas (TX)	218	6
New York (NY)	186	5
Florida (FL)	169	5
Alabama (AL)	147	4
Michigan (MI)	145	4
Illinois (IL)	140	4
Ohio (OH)	129	3
All Other States	1,314	35
<b>Total</b>	<b>3,724</b>	<b>100</b>

Source: American Medical Association as of October 2002

# Alumni Physicians

## Ten Largest Alumni Physician Specialties

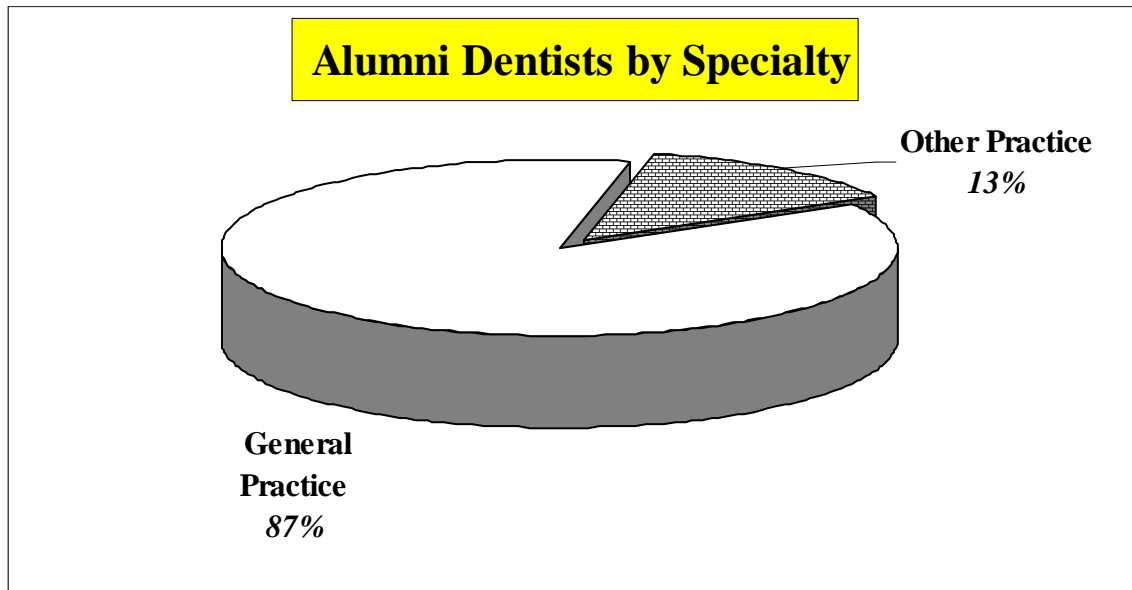


Ten Largest Alumni Physician Specialties	Number	%
Family Practice	679	18
Internal Medicine	499	13
Obstetrics/Gynecology	449	12
General Surgery	289	8
Pediatrics	251	7
Psychiatry	236	6
Anesthesiology	129	4
Emergency Medicine	96	3
Ophthalmology	88	2
Orthopedic Surgery	65	2
All Other Specialties	943	25
<b>Total</b>	<b>3,724</b>	<b>100</b>

Source: American Medical Association as of October 2002



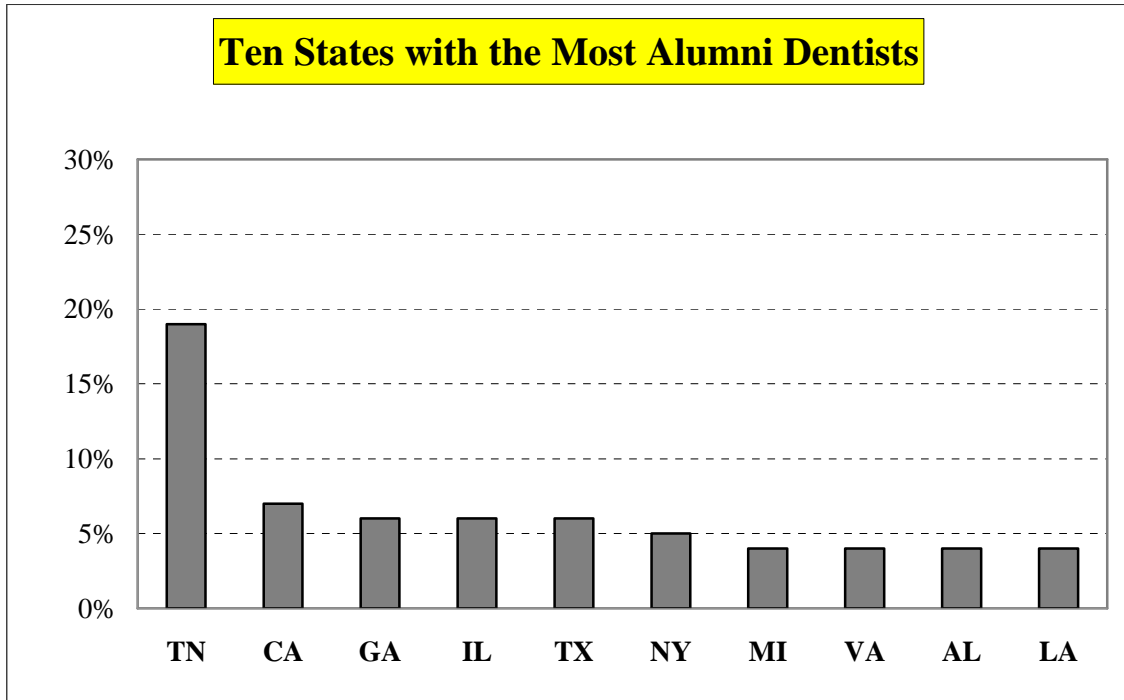
# Alumni Dentists



Specialty	Number	%
General Practice	1,343	87
Other Practice	205	13
<b>Total</b>	<b>1,548</b>	<b>100</b>

Source: American Dental Association as of October 1999

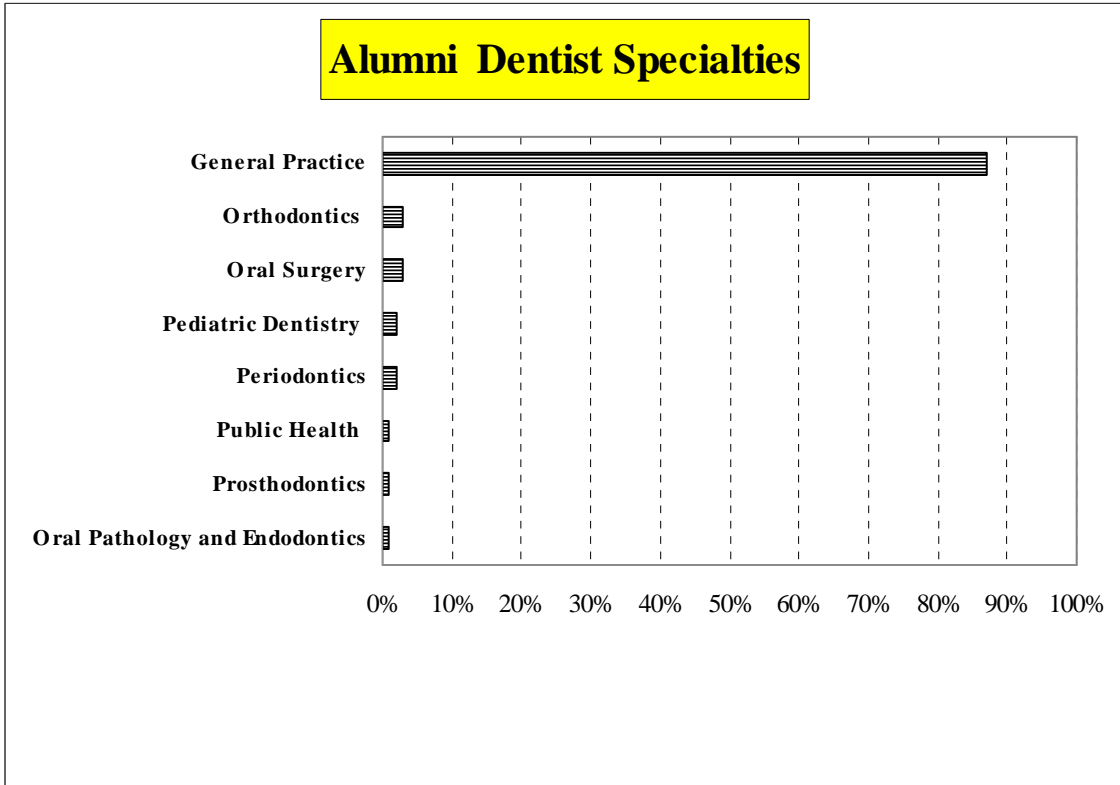
# Alumni Dentists



Ten States with the Most Alumni Dentists	Number	%
Tennessee (TN)	299	19
California (CA)	116	7
Georgia (GA)	93	6
Illinois (IL)	92	6
Texas (TX)	88	6
New York (NY)	75	5
Michigan (MI)	71	4
Virginia (VA)	61	4
Alabama (AL)	60	4
Louisiana (LA)	55	4
All Other States	538	35
<b>Total</b>	<b>1,548</b>	<b>100</b>

Source: American Dental Association as of October 1999

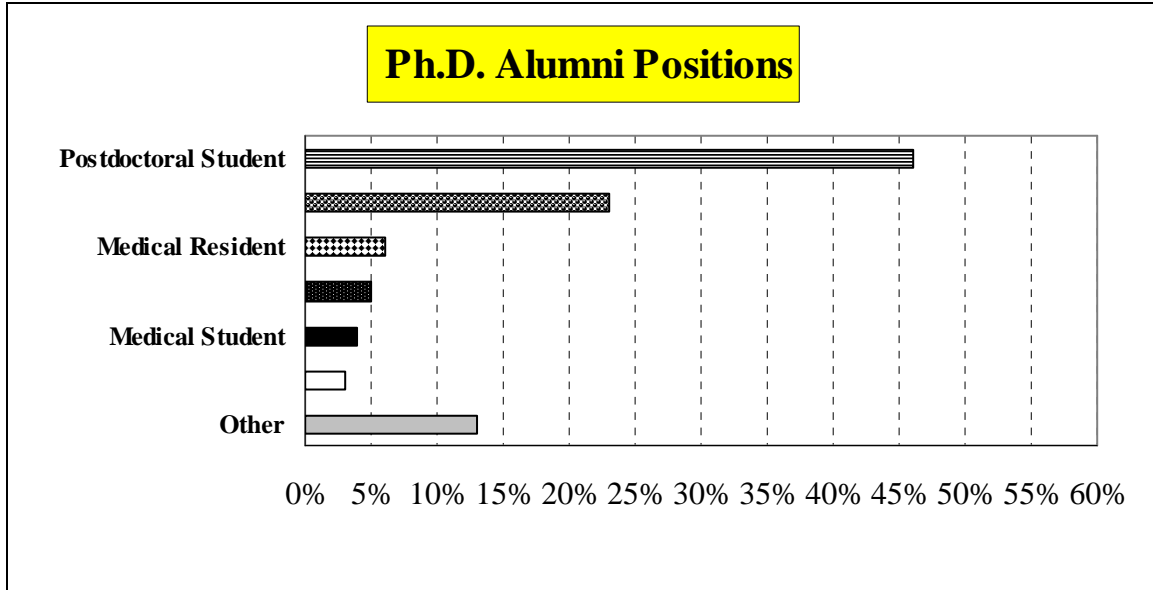
# Alumni Dentists



Alumni Dentist Specialties	Number	%
General Practice	1,343	87
Orthodontics	48	3
Oral Surgery	41	3
Pediatric Dentistry	31	2
Periodontics	24	2
Public Health	23	1
Prosthodontics	22	1
Endodontics	11	<1
Oral Pathology	5	< 1
<b>Total</b>	<b>1,548</b>	<b>100</b>

Source: American Dental Association as of October 1999

# Ph.D. Alumni



Position	Number	%
<b>Postdoctoral Student</b>	56	46
<b>College Professor</b>	28	23
<b>Medical Resident</b>	7	6
<b>Scientific Researcher</b>	6	5
<b>Medical Student</b>	5	4
<b>College Chairperson</b>	4	3
<b>Other</b>	16	13
<b>Total</b>	122	100

Source: School of Graduate Studies as of November 2002

*Embarking on a New  
Era of Achievement*

MEHARRY MEDICAL COLLEGE  
1005 Dr. D.B. Todd, Jr. Blvd.  
Nashville, Tennessee 37208  
(615) 327-6111  
[www.mmc.edu](http://www.mmc.edu)