

2001 Fact Book



TABLE OF CONTENTS

General Information	3
Academic Support	5
A Brief History of Meharry Medical College	6
Meharry Presidents	7
Meharry Mission Statement	8
Admissions	9
Enrollment	10
Degrees Granted	13
Postgraduate Training	14
Entering Student Tuition and Fees	15
Student Financial Aid	15
Employees	16
Faculty	17
Alumni Physicians	19
Alumni Dentists	20
Ph.D. Alumni	22
What Do Meharry Alumni Think of the Education They Received at the College?	23
Awards and Professional Development	24
Conference Participation	24

Meharry Medical College is the largest private, historically black academic health center in the United States solely dedicated to educating health professionals. It is located in Nashville, Tennessee. Since 1876, it has been a leading producer of African-American physicians and dentists, and since 1976 it has been one of the nation's leading producers of African-American Ph.D.'s in the biomedical sciences. The College is particularly well known for its emphasis on the special primary health care needs of minorities, the poor and the disadvantaged of America. Its graduates are famous nationwide for their commitment to serve these communities.

GENERAL INFORMATION

Location: The Meharry Medical College campus is located in north Nashville, adjacent to Fisk University and near Tennessee State University.

Degrees Offered:

School of Medicine: Doctor of Medicine.

School of Dentistry: Doctor of Dental Surgery.

School of Graduate Studies and Research: Doctor of Philosophy in biochemistry, biomedical sciences, microbiology, and pharmacology and physiology and Master of Science in public health, microbiology and biochemistry. A student may enter a joint M.D./Ph.D. curricular tract, with the degrees awarded by the appropriate schools.

School of Allied Health Professions: Students in these programs, offered jointly with Tennessee State University, receive the Associate of Applied Science degree in dental hygiene or the Bachelor of Science degree from Tennessee State and a certificate in dental hygiene, health-care administration and planning or medical technology from Meharry.

Postgraduate Training: The College offers postgraduate training in medicine (family medicine, internal medicine, preventive medicine, psychiatry, and occupational medicine), dentistry (general dentistry and oral-maxillofacial surgery) and postgraduate fellowships.

Accreditation:

Meharry Medical College is accredited by the Southern Association of Colleges and Schools.

The **School of Medicine** is accredited by the Liaison Committee on Medical Education (LCME), sponsored by the American Medical Association and the Association of American Medical Colleges; the Accreditation Council for Graduate Medical Education; and the Accreditation Council for Continuing Education

Programs in the **School of Dentistry** are accredited by the Commission on Dental Accreditation of the American Dental Association.

The School of Allied Health Professions programs are accredited by their respective discipline bodies, including the Commission on Dental Accreditation of the American Dental Association, the American Association of University Programs in Health Administration and the National Accrediting Agency for Clinical Laboratory Sciences.

Clinical Facilities: The College's on-campus clinical facilities include the Metropolitan Nashville General Hospital (which is located in the former Hubbard Hospital building), the Meharry Clinic (which houses the Meharry Healthcare Group), the Meharry Dental Clinic and the Lloyd C. Elam Mental Health Center. Meharry's primary off-campus training facilities include the Alvin C. York Veterans Affairs Medical Center in Murfreesboro, Tennessee, Vanderbilt University Medical Center, the Middle Tennessee Mental Health Institute and the Blanchfield Army Community Hospital in Fort Campbell, Kentucky. Other affiliated clinical facilities include the United Neighborhood Health Services Medical Clinic, the Matthew Walker Comprehensive Health Center, the Columbia Centennial Medical Center and the Baptist Medical Center.

ACADEMIC SUPPORT

Library: The library contains 86,000 volumes, including 1,100 current journal subscriptions. A computer laboratory and Internet access are offered to all students. Bibliographic retrieval services are available through the National Library of Medicine and DIALOG Information Services. The College also has a special cooperative relationship with the Eskind Medical Library of Vanderbilt University.

Teaching and Learning Resource Center: Peer tutoring and comprehensive review programs are major academic support services designed to help prepare medical and dental students to pass required licensure examinations. Additionally, the College provides workshops, seminars and other training sessions for any student who wishes to enhance his or her academic performance. Learning activities include training in analytical reasoning and critical thinking; time management; stress management; test-taking; note-taking; and general study skills.

Information Technology: The campus is currently equipped with the latest computer technology, with fast processing speeds and access to the Internet. Making technology convenient for all, Internet connections can be found in lobbies, laboratories, classrooms and other computer facilities. All students are provided with E-mail accounts and use of the latest software tools for reporting, analysis, presentations, data processing and more. On-line practice test exercise and medical examinations are available to prepare students for national qualifying examinations.

Counseling: Personal, pastoral and career counseling are provided for students as part of the College's student services. Any counseling referral from Meharry staff to an outside provider is confidential and covered by student health insurance.

A Brief History of Meharry Medical College

Meharry Medical College was founded in 1876, as the Medical Department of Central Tennessee College, to educate freed slaves as health care professionals. Fifty years prior to its formal founding, a family of former slaves befriended sixteen-year-old Ohio farmer Samuel Meharry while traveling through rural Kentucky. Meharry was touched by the kindness and generosity of the desperately poor Black family and vowed to repay his debt of gratitude. In 1876, Meharry and his brothers made a \$30,000 gift toward the establishment of the medical department of Central Tennessee College. The Freedman's Aid Society of the Methodist Episcopal Church and the John F. Slater Fund also were contributors.

In 1915, Meharry separated from Walden University (the successor institution to Central Tennessee College), having received a new charter from the State of Tennessee. It did, however, retain its affiliation with the Methodist Church. In January 1916, bylaws were adopted providing for the governance of the College by an 18-member board of trustees. On that same date, the board appointed Dr. George W. Hubbard as the institution's first president.

In the years following, as Meharry continued to grow, it became necessary for the College to move from its four-story building in south Nashville to its present location on Dr. D. B. Todd Boulevard in north Nashville in 1931. The cost of the facility was \$2 million and was made possible by major gifts from the Edward Harkness Foundation, the Rockefeller Foundation, the Julius Rosenwald Fund and George Eastman of the Kodak Foundation.

From these humble beginnings, the College has become the largest private, historically Black institution in the United States exclusively dedicated to the education of health care professionals and biomedical scientists. Today it includes the Schools of Medicine, Dentistry, Graduate Studies and Research, and Allied Health. It has remained a private institution and their respective accrediting bodies accredit all of the College's schools and academic programs. The College has also continued its relationship with the United Methodist Church, receiving approval by the Church's University Senate and funding from its Black College Fund.

The dental department within the Meharry Medical Department of Central Tennessee College was conceived in 1884. Two years later, the dental course was organized within the department as part of the medical curriculum. This expanded its mission as the first institution in the Deep South to train African American dentists and it was also one of a few in that era to promote the recruitment of women into the profession.

Meharry Presidents

Name of President	Ethnic Origin	Year Appointed
Dr. John E. Maupin, Jr. <i>(first Meharry graduate to become president)</i>	African-American	1993
Dr. David Satcher	African-American	1982
Dr. Richard Lester (Interim)	Caucasian	1981
Dr. Lloyd Elam	African-American	1968
Dr. Harold D. West	African-American	1952
Dr. M.D. Clawson	Caucasian	1945
Dr. Edward L. Turner	Caucasian	1938
Dr. John J. Mallowney	Caucasian	1921
Dr. George W. Hubbard	Caucasian	1876

Source: Meharry Medical College Website

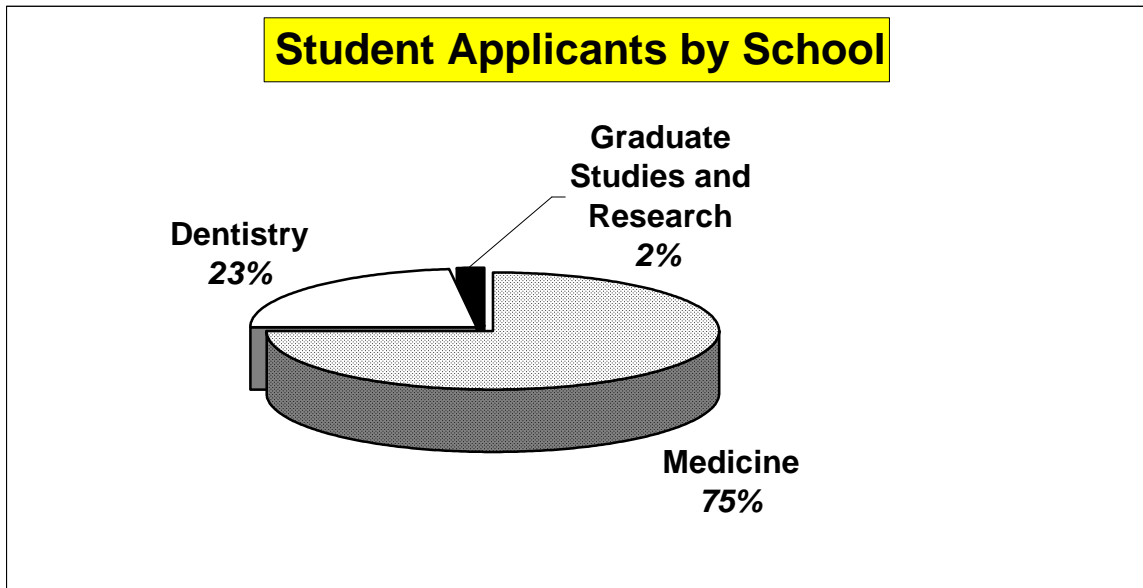
Meharry Mission Statement

T rue to its heritage, Meharry Medical College pledges to provide an excellent education in the health sciences with a focus on providing opportunities to promising African-American and other under-represented ethnic minority students.

Meharry is committed to maintaining a nationally recognized center of excellence for: the practice and delivery of community-oriented health care services; health promotion and disease prevention; quality primary care training; and the conduct of basic, clinical and applied research, with special emphasis on diseases and health conditions that disproportionately affect ethnic minority populations.

Admissions, Fall 2001

Student Applicants	Number	%
Medicine	3,542	75
Dentistry	1,089	23
Graduate Studies and Research (Ph.D.)	48	1
Graduate Studies and Research (MSPH)*	52	1
Total	4,731	100

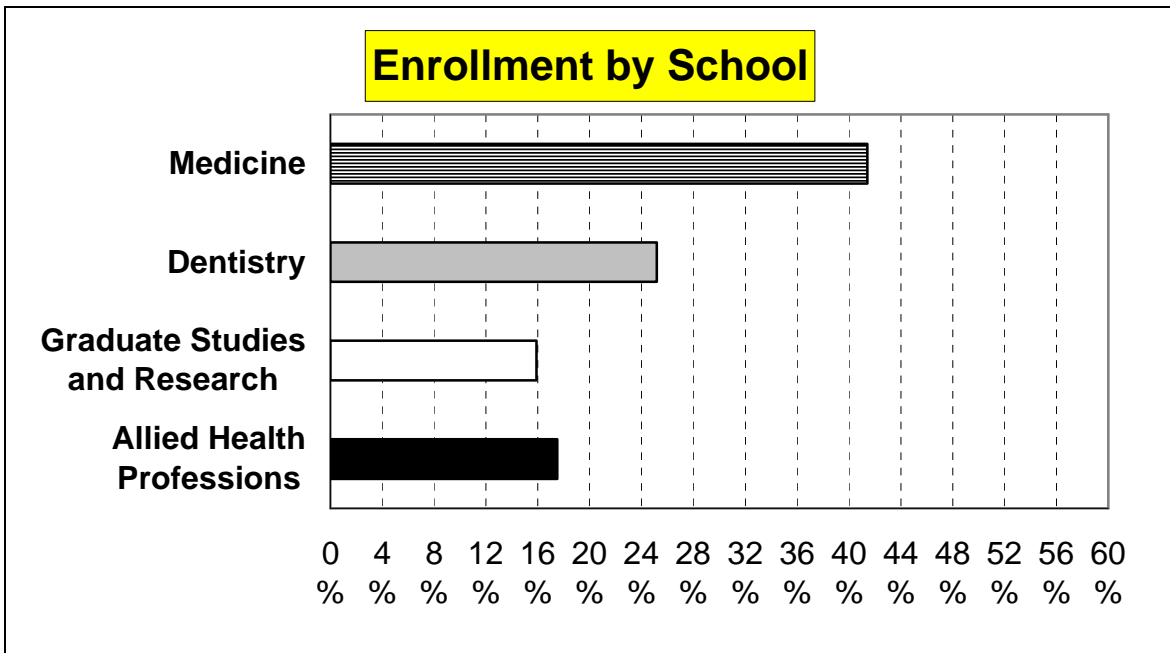


Admitted First-year Students	Number	%
Medicine	80	44
Dentistry	53	29
Graduate Studies and Research (Ph.D.)	19	11
Graduate Studies and Research (MSPH)*	28	16
Total	180	100

* *Master of Science in Public Health*

Enrollment, Fall 2001

Enrollment by School	Number	%
Medicine	362	41
Dentistry	220	25
Graduate Studies and Research (Ph.D.)	72	8
Graduate Studies and Research (MSPH)*	67	8
Allied Health Professions	153	18
Total	874	100



Enrollment Trend	Fall 1999	Fall 2000	Fall 2001
Medicine	387	368	362
Dentistry	203	222	220
Graduate Studies and Research (Ph.D.)	76	82	72
Graduate Studies and Research (MSPH)*	50	69	67
Allied Health Professions	184	164	153
Total	900	905	874

* *Master of Science in Public Health*

Enrollment, Fall 2001


Enrollment by Gender	Female	Male
Medicine	190 (52%)	172 (48%)
Dentistry	123 (56%)	97 (44%)
Graduate Studies and Research (Ph.D.)	49 (68%)	23 (32%)
Graduate Studies and Research (MSPH)*	37 (55%)	30 (45%)
Allied Health Professions	138 (90%)	15 (10%)
Total	537 (61%)	337 (39%)

Enrollment by Ethnic Origin	African American	Caucasian	Other Ethnic Origins	International (non-resident)
Medicine	266 (73%)	26 (7%)	60 (17%)	10 (3%)
Dentistry	172 (78%)	13 (6%)	29 (13%)	6 (3%)
Graduate Studies and Research (Ph.D.)	59 (82%)	3 (4%)	4 (6%)	6 (8%)
Graduate Studies and Research (MSPH)*	58 (87%)	2 (3%)	3 (4%)	4 (6%)
Allied Health Professions	106 (69%)	43 (29%)	2 (1%)	2 (1%)
Total	661 (76%)	87 (10%)	98 (11%)	28 (3%)

Other Ethnic Origins Enrollment	Asian	Hispanic	Native American	Total
Medicine	30 (50%)	24 (40%)	6 (10%)	60 (100%)
Dentistry	27 (94%)	1 (3%)	1 (3%)	29 (100%)
Graduate Studies and Research (Ph.D.)	4 (100%)	0 (0%)	0 (0%)	4 (100%)
Graduate Studies and Research (MSPH)*	2 (67%)	1 (33%)	0 (0%)	3 (100%)
Allied Health Professions	1 (50%)	1 (50%)	0 (0%)	2 (100%)
Total	64 (65%)	27 (28%)	7 (7%)	98 (100%)

* *Master of Science in Public Health*

Enrollment, Fall 2001



In-State and Out-of-State Enrollment	Number	%
In-State (Tennessee)	246	28
Out-of-State	600	69
International (Non-Residents)	28	3
Total	874	100

Degrees Granted, Academic Year 2000/2001

Degrees Granted by Program	Number	%
Medicine	77	47
Dentistry	60	36
Graduate Studies and Research (Ph.D.)	14	8
Graduate Studies and Research (MSPH)*	15	9
Total	166	100

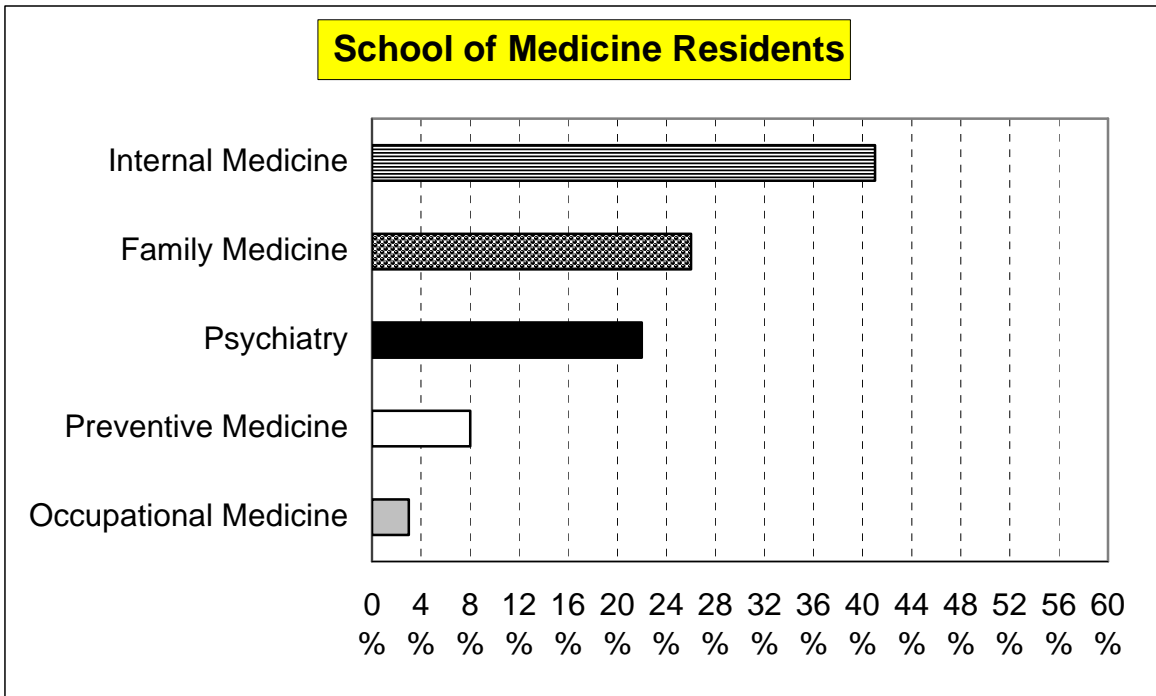
Degrees Granted by Gender	Number	%
Female	90	54
Male	76	46
Total	166	100

Degrees Granted by Ethnic Origin	Number	%
African American	123	74
Caucasian	8	5
Asian	20	12
Hispanic	7	4
International (Non-Residents)	8	5
Total	166	100

* *Master of Science in Public Health*

Postgraduate Training, 2001

School of Medicine Residents	Number	%
Internal Medicine	32	41
Family Medicine	20	26
Psychiatry	17	22
Preventive Medicine	6	8
Occupational Medicine	2	3
Total	77	100



School of Dentistry Residents	Number	%
General Practice	8	67
Oral Maxillofacial Surgery	4	33
Total	12	100

Entering Student Tuition and Fees

Program	Academic Year 01/02	
Medicine	Tuition	\$23,208
	Fees	\$3,916
	Total	\$27,124
Dentistry	Tuition	\$23,088
	Fees	\$2,382
	Dental Kit	\$915
	Total	\$26,385
Graduate Studies and Research (Ph.D.)	Tuition	\$9,341
	Fees	\$2,136
	Total	\$11,477
Graduate Studies and Research (MSPH)*	Tuition	\$7,544
	Fees	\$1,626
	Total	\$9,170

* *Master of Science in Public Health*

Student Financial Aid

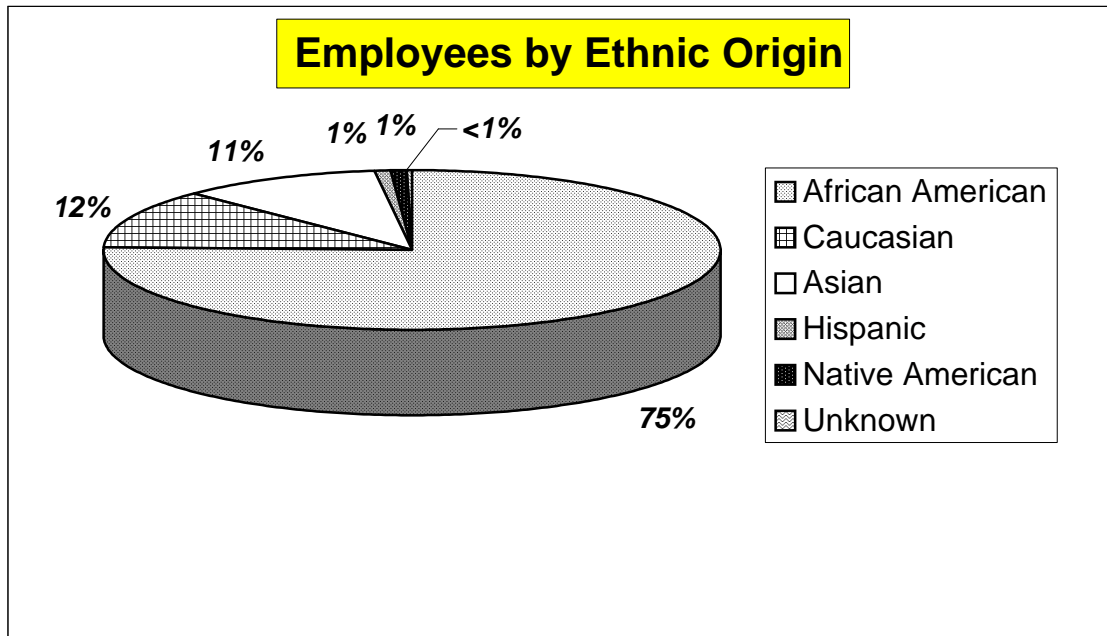
(Source: Office of Student Financial Aid, 2001)

School	Scholarships/Grants		Loans	
	Amount	# of Students	Amount	# of Students
Medicine	\$2,285,460	188	\$10,066,414	332
Dentistry	\$1,176,173	82	\$7,098,940	210
Graduate Studies and Research	\$389,598	33	\$835,802	61
Total	\$3,851,231	303	\$18,001,156	603

Employees*, 2001

Employees by Employment Status	Number	%
Full-time	928	95
Part-time	51	5
Total	979	100

Employees by Ethnic Origin	Number	%
African American	739	75
Caucasian	117	12
Asian	104	11
Hispanic	9	1
Native American	6	1
Unknown	4	<1
Total	979	100



*Employees are counted as of November 1, 2001

Employees*, 2001

Employees by Gender	Number	%
Female	568	58
Male	411	42
Total	979	100

** Employees are counted as of November 1, 2001*

Faculty*, 2001

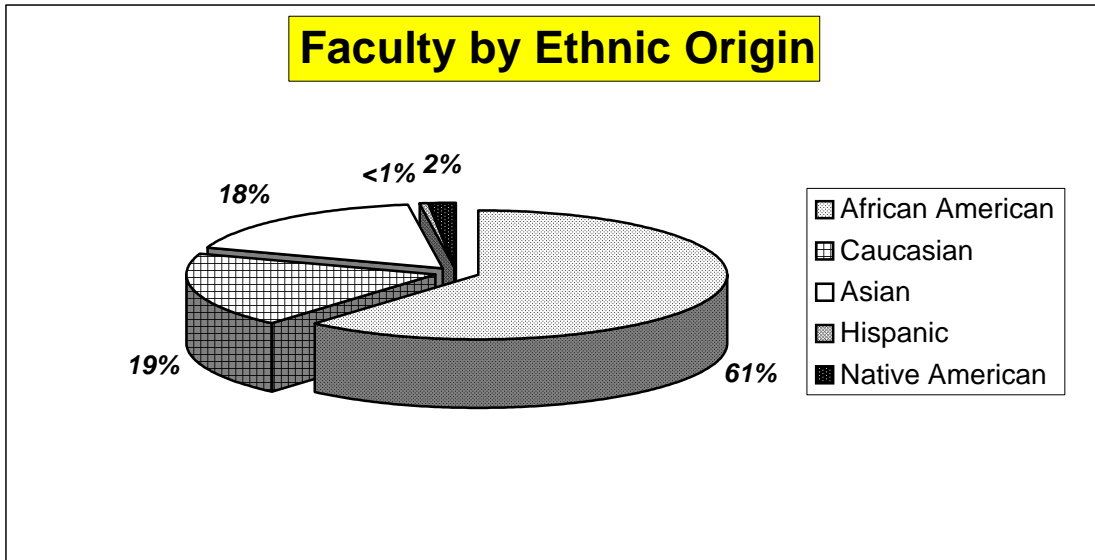
Faculty by Employment Status	Number	%
Full-time	207	87
Part-time	32	13
Total	239	100

Faculty by Gender	Number	%
Female	81	34
Male	158	66
Total	239	100

** Instructional faculty are counted on the basis of an 11/12-month salary contract; data are counted as of November 1, 2001*

Faculty*, 2001

Faculty by Ethnic Origin	Number	%
African American	147	61
Caucasian	45	19
Asian	42	18
Hispanic	1	< 1
Native American	4	2
Total	239	100



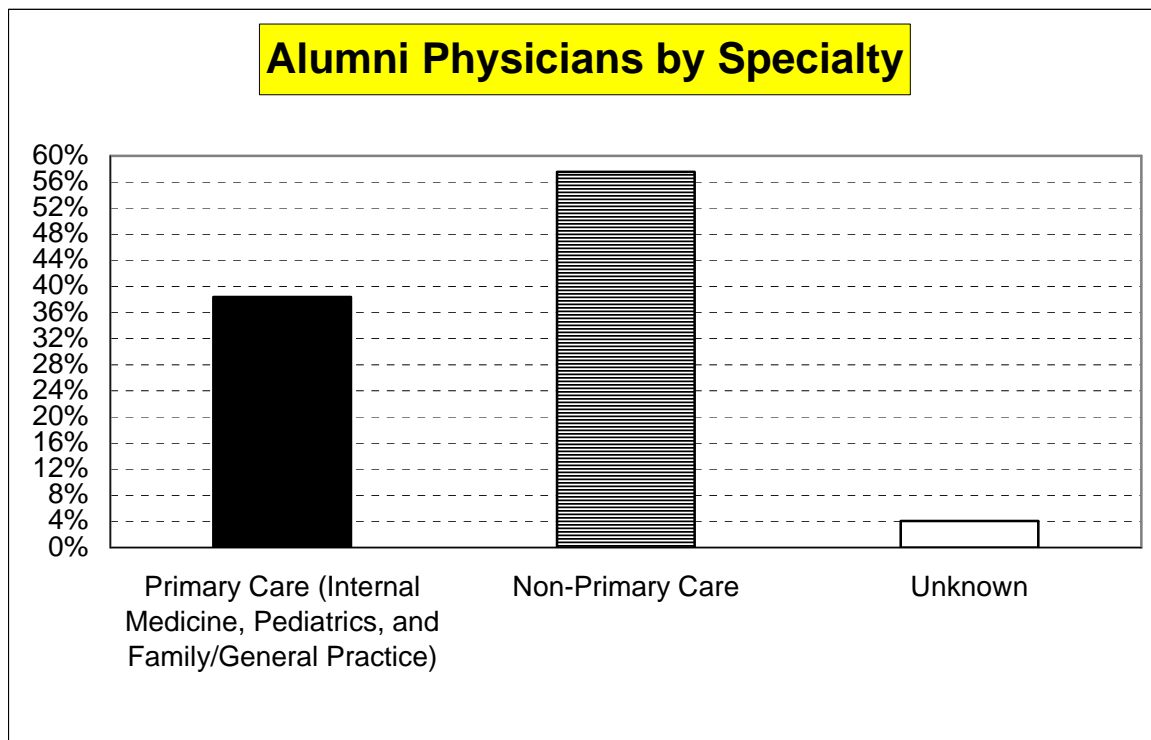
** Instructional faculty are counted on the basis of an 11/12-month salary contract; data are counted as of November 1, 2001*

Alumni Physicians

(Source: American Medical Association)
Member Survey Data, 2001

Specialty	Number	%
Primary Care*	1,429	38
Non-Primary Care	2,144	58
Unknown	151	4
Total	3,724	100

* For these data, primary care specialties include Pediatrics, Family Medicine, General Practice, and Internal Medicine; subspecialties are not included



Alumni Physicians

(Source: American Medical Association)
Member Survey Data, 2001

12 States with the Most Alumni Physicians			
Tennessee	528	Alabama	147
California	467	Michigan	145
Georgia	281	Illinois	140
Texas	218	Ohio	129
New York	186	Louisiana	127
Florida	169	Virginia	125

Alumni Physician Specialties -- Ten Largest by Rank			
Family Practice	679	Psychiatry	236
Internal Medicine	499	Anesthesiology	129
Obstetrics/Gynecology	449	Emergency Medicine	96
General Surgery	289	Ophthalmology	88
Pediatrics	251	Orthopedic Surgery	65

Alumni Dentists

(Source: American Dental Association)
Member Survey Data, 1999

Specialty	Number	%
General Practice	1,343	87
Orthodontics	48	3
Oral Surgery	41	3
Pediatric Dentistry	31	2
Periodontics	24	2
Public Health	23	2
Prosthodontics	22	1
Endodontics	11	<1
Oral Pathology	5	<1
Total	1,548	100

Alumni Dentists

(Source: American Dental Association)
Member Survey Data, 1999

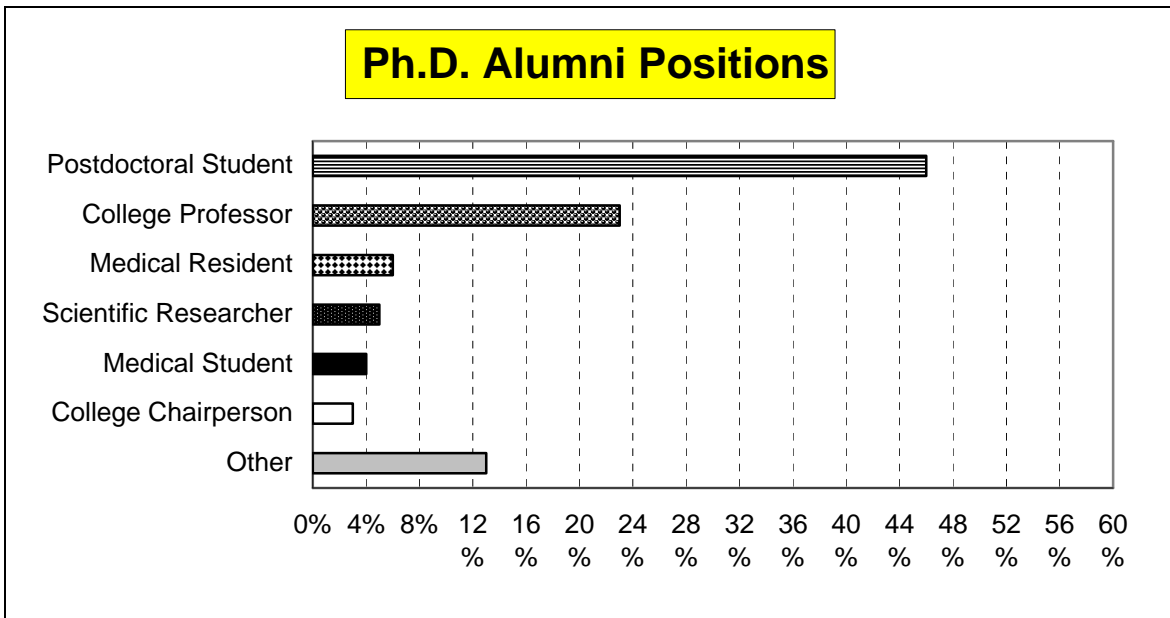


12 States with the Most Alumni Dentists			
Tennessee	299	Michigan	71
California	116	Virginia	61
Georgia	93	Alabama	60
Illinois	92	Louisiana	55
Texas	88	Ohio	46
New York	75	North Carolina	44

Ph.D. Alumni

(Source: School of Graduate Studies, 1999)

Position	Number	%
College Professor	28	23
College Chairperson	4	3
Postdoctoral Student	56	46
Scientific Researcher	6	5
Medical Student	5	4
Medical Resident	7	6
Other	16	13
Total	122	100



What Do Meharry Alumni Think of the Education They Received at the College?

Alumni Physicians Follow-Up Survey

- 93% of survey respondents agreed that medical education at Meharry has prepared them for the next step in their careers.
- 76% of alumni physicians were practicing in socio-economically deprived areas.
- 62% of patients served by alumni physicians were low-income (household income less than \$13,100 annually).

Alumni Dentists Follow-Up Survey

- 100% of survey respondents agreed that dental education at Meharry has prepared them for the next step in their careers.
- 64% of alumni dentists were practicing in socio-economically deprived areas.
- 67% of patients served by alumni dentists were low-income (household income less than \$13,100 annually).

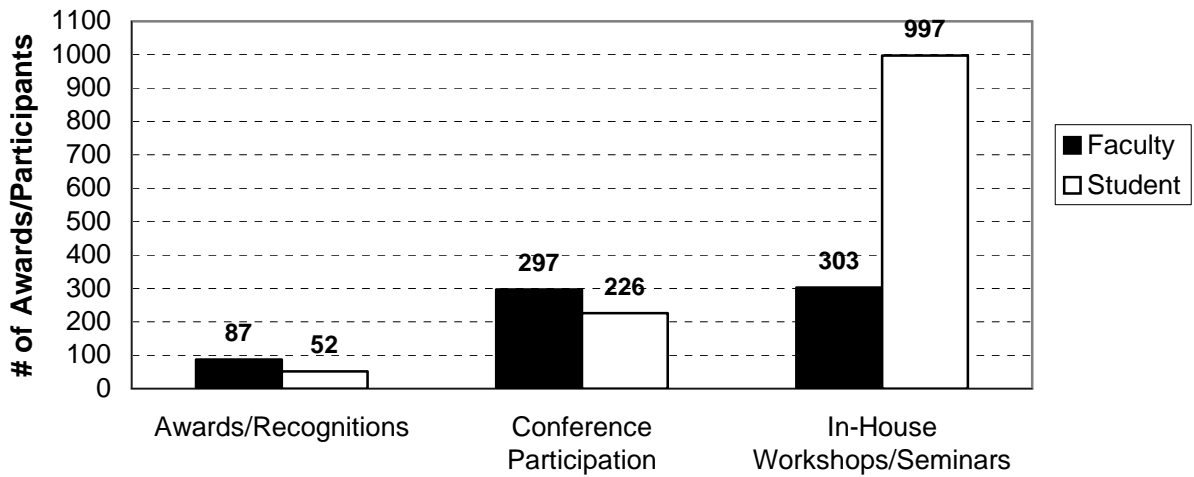
Graduate School Alumni Follow-Up Survey

- 84% of survey respondents agreed that Meharry prepared them for their first postgraduate job, while 74% stated that Meharry prepared them for their current postgraduate job.
- Areas of high satisfaction to alumni professionals include student-faculty relations (92%); amount of contact with faculty (89%); faculty competence (81%); and major course work (81%).

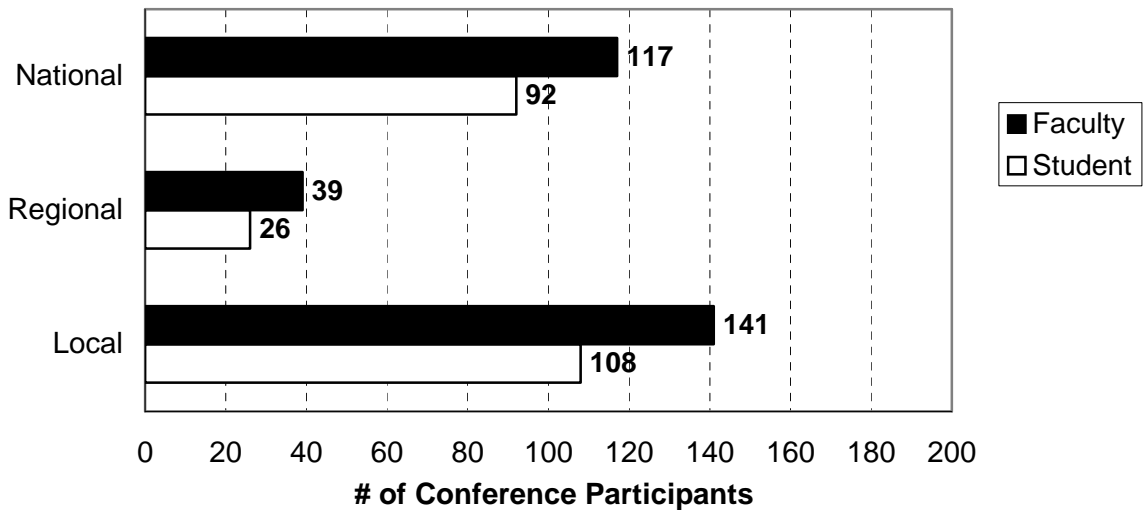
Allied Health Alumni Follow-Up Survey

- 95% of survey respondents agreed that allied health education at Meharry/TSU has prepared them for the next step in their careers.
- Employment status of survey respondents includes 90% full-time and 7% part-time.
- About 85% of allied health alumni pursued their employment in the state of Tennessee.

Awards and Professional Development, Academic Year 2000-2001



Conference Participation, Academic Years 2000-2001



Source for Both Graphs: 2000-2001 Academic Departmental Outcome Profile Survey (76% of Academic Departments completed and returned this survey form)

*Embarking on a New
Era of Achievement*

MEHARRY MEDICAL COLLEGE
1005 Dr. D.B. Todd, Jr. Blvd.
Nashville, Tennessee 37208
(615) 327-6111
www.mmc.edu